

Porta

For Drill Chucks and other Quality Tools

Traditionally Since 1936



JACOBS

ALBRECHT

ALLEN

GEARWRENCH

RSEIN

FZA

**Blundell
Files**

KD

G&J HALL

CORI

Conzetta

MORSE

Python

Powerbor

CATALOGUE PUK914

Porta (UK) Ltd, Dukeries Way, Dukeries Industrial Estate, Worksop, Notts. S81 7DW
Tel: 01909 530135 Fax: 01909 501589 e-mail: sales@portauk.co.uk

www.portaplus.co.uk

Product Index



Keyless Chucks
Hand tightening style
Pages 1, 2 & 11

Hex Keys
Pages 35 ~ 37



Keyless Chucks
Self tightening style
Pages 3, 4, 11, 13 & 14

Taper Drills, Step Drills & Countersinks
Pages 29, 30 & 32



Keyed Chucks
Pages 5, 6, 9 & 10,

Handiburr Range
Page 31



Tapping Chucks & Rubber Flex Collets
Page 12

Ratchet Levers
Page 33



Chuck Keys & Adaptors
Page 7 ~ 9

Holesaws & Hacksaw Blades
Page 50




Arbors
Pages 15 ~ 17

Powerbor Hole Cutters & Adaptors
Page 17 & 34



Drill Sleeves & Sockets
Pages 18 ~ 22

Engineers Files and Wooden Handles
Pages 39 & 40



Magnetic Adaptors
Page 7

Ratcheting Wrenches, Spanners & Hand Tools
Pages 41 ~ 48




Ejecting Drifts
Page 18

Digital Calipers
Page 38



Lathe Centres
Pages 23 & 24

Converters
Page 8




Revolving Lathe Centres
Pages 25 ~ 28

Drill Press Vice
Page 38




Right Angle Drilling Attachments
Page 51 & 52

Pry Bar & Podger
Page 49



Carbon Brushes & Drive Belts
See separate catalogue



- **PRICES**

Prices ruling at date of despatch applies.
This price list cancels all previous issues.

- **MINIMUM ORDER VALUE £10 nett**

- **CARRIAGE PAID ORDER VALUE**

Combined product profile calculated at
£60 nett order value.

EXCEPTIONS

NORTHERN IRELAND, ISLE OF MAN &
ISLE OF WIGHT

Calculated at £150 Nett
To Eire, Channel Islands & Scottish Isles
carriage is extra at cost.

COLLECTIONS £10 nett

FREE DELIVERY ZONES £10 nett

CARBON BRUSH & DRIVE BELTS
when ordered independently of any
other product assorted mix of 10 packets applies.

- **PAYMENT**

Strictly nett monthly account.
In the event of a third party being involved to
recover late payments the cost involved will be
added to the amount due.
Early settlement terms available on request.

- **TITLE OF GOODS**

The title of goods does not pass until account
has been paid in full.
In the event of goods being onward sold
we retain the right to the proceeds of sale.

- **VALUE ADDED TAX**

Prices shown are subject to VAT applying at
date of despatch.

- **RETURN OF GOODS**

Against goods supplied correctly to order and on
time returns are only accepted by prior arrangement.
In such circumstances we reserve the right to claim
the cost of original carriage.
Value of credit will be in accordance with the
original purchase price on the basis that goods
are in new saleable condition.
Damaged or obsolete items cannot be
accepted for credit.



Pages 1 ~ 8 & 15 ~ 24



ALBRECHT

Pages 13 & 14



Pages 35 ~ 37



Pages 39 & 40



Pages 25 ~ 28



Page 38



Pages 41 ~ 49

HALL

Pages 29 ~ 34



Pages 9 ~ 12



Page 41

MORSE

Page 50



Page 34



Page 40



TAURUS RANGE KEYLESS CHUCKS

HAND TIGHTENING STYLE

METAL OUTER SLEEVE VERSION

Taurus Super

Suitable for Forward, Reverse, Impact...Standard Jaws
Max machine rating 1100w – 24v



Full metal two piece sleeve, metal nose cap



Order Ref.	Packaging Style	Capacity mm	Chuck Mount Female	Sleeve Dia mm	Length Open mm	Length Closed mm
TSM1038R	Carton	1.5 – 10	3/8 x 24	42.7	55	64
DMB51038	Display					
TSM1012R	Carton	1.5 – 10	1/2 x 20			
DMB51012	Display					
TSM1338R	Carton	1.5 - 13	3/8 x 24	42.7	64	75.3
DMB51338	Display					
TSM1312R	Carton	1.5 - 13	1/2 x 20			
DMB51312	Display					
TS.KCK.CARTON	Carton	1.5 - 13	Chuck fitted with SDS+ adaptor			
TS.KCK	Display					

* To convert SDS+ Direct drive hammer machines for rotary only drilling – SWITCH HAMMER OFF

Full metal *single* sleeve, metal nose cap



Order Ref.	Packaging Style	Capacity mm	Chuck Mount Female	Sleeve Dia mm	Length Open mm	Length Closed mm
TSS1312R	Carton	1.5 - 13	1/2 x 20	42.7	64	75.3
DMB55	Display					

Taurus Ultimate

Suitable for Forward, Reverse, Impact...Carbide Insert Jaws
Max machine rating - 1100w – 24v



Full metal two piece sleeve, metal nose cap



Order Ref.	Packaging Style	Capacity mm	Chuck Mount Female	Sleeve Dia mm	Length Open mm	Length Closed mm
TUM1312R	Carton	1.5 - 13	1/2 x 20	42.7	64	75.3
DCJ71312	Display					



TAURUS RANGE KEYLESS CHUCKS

HAND TIGHTENING STYLE

NYLON OUTER SLEEVE VERSION

Taurus Professional

Suitable for Forward, Reverse, Percussion...Standard Jaws
Max machine rating 710w



Hard nylon two piece sleeve, metal nose cap



Order Ref.	Packaging Style	Capacity mm	Chuck Mount Female	Sleeve Dia mm	Length Open mm	Length Closed mm
LDP10F38R	Carton	1.5 - 10	3/8 x 24	42.7	55	63
DKRP1038	Display					
LDP10F12R	Carton	1.5 - 10	1/2 x 20	42.7	62	76
DKRP1012	Display					
LDP13F38R	Carton	2 - 13	3/8 x 24	42.7	62	76
DKRP1338	Display					
LDP13F12R	Carton	2 - 13	1/2 x 20	42.7	62	76
DKRP1312	Display					
* KCK.CARTON	Carton	2 - 13	SDS +	42.7	62	76
* KCK	Display					

* To convert SDS+ Direct drive hammer machines for rotary only drilling – SWITCH HAMMER OFF

Hard Nylon *single* sleeve, metal nose cap



Order Ref.	Packaging Style	Capacity mm	Chuck Mount Female	Sleeve Dia mm	Length Open mm	Length Closed mm
TSSP1038R	Carbon	1.5 - 10	3/8 x 24	42.7	57.5	64
DSSP1038	Display					
TPSL1312R	Carton	2 - 13	1/2 x 20	42.7	62	73
DPSL	Display					

Taurus Regular

Suitable for Forward and Reverse only...Standard Jaws



Hard nylon two piece sleeve, metal nose cap

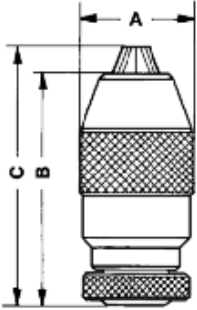


Order Ref.	Packaging Style	Capacity mm	Chuck Mount Female	Sleeve Dia mm	Length Open mm	Length Closed mm
LD10F38R	Carton	1.5 - 10	3/8 x 24	42.7	55	62
DKR38	Display					
LD10F12R	Carton	1.5 - 10	1/2 x 20	42.7	62	76
DKR12	Display					
DKX1	Display	1.5 - 10	1/4 Hex Male	42.7	62	76
LD13.38R	Carton	2 - 13	3/8 x 24	42.7	62	76
DKR13.38	Display					
LD13.12R	Carton	2 - 13	1/2 x 20	42.7	62	76
DKR13.12	Display					

Porta Validus keyless chucks industrial line self tightening style for power tools, air tools and machine tools.

Not suitable for percussion or reversing modes.

Maximum run out 0.12mm

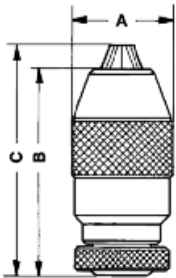


Drilling Cap. mm	Mount	Model No.	A mm	B mm	C mm	Weight g
0.5 - 8	Jacobs 1	34J1	34	61	68	280
	Jacobs 2	34J2				
	DIN B10	34B10				
	DIN B12	34B12				
	3/8 x 24 thd	34F38				
	1/2 x 20 thd	34F12				
1 - 10	Jacobs 2	35J2	35.5	72	81	360
	DIN B12	35B12	35.5	72	81	360
	DIN B16	35B16	40.5	80	89	505
	3/8 x 24 thd	35F38	35.5	72	81	360
	1/2 x 20 thd	35F12	35.5	72	81	360
	1 - 13	Jacobs 6	37J6	43	87	98
Jacobs 2		37J2				
Jacobs 33		37J33				
DIN B12		37B12				
DIN B16		37B16				
3/8 x 24 thd		37F38				
1/2 x 20 thd		37F12				
3-16	Jacobs 6	40J6	51	96	108	1065
	DIN B16	40B16				
	1/2" x 20 thd	40F12				
	5/8" x 16 thd	40F58				

Porta Super keyless chucks high accuracy industrial line for machine tools and production drilling machines.

Self tightening style.

Maximum run out 0.08mm



Drilling Cap. mm	Mount	Model No.	A mm	B mm	C mm	Weight g
0.5 - 8	Jacobs 1	PS34J1	34	61	69	340
	Jacobs 2	PS34J2				
	DIN B10	PS34B10				
	DIN B12	PS34B12				
0.5 - 10	Jacobs 2	PS36J2	43	80	92	705
	Jacobs 33	PS36J33				
	DIN B16	PS36B16				
1 - 13	Jacobs 6	PS38J6	50.5	92	103	1030
	Jacobs 2	PS38J2				
	Jacobs 33	PS38J33				
	DIN B16	PS38B16				
3 - 16	Jacobs 6	PS40J6	57	95	108	1365
	DIN B16	PS40B16				
	DIN B18	PS40B18				

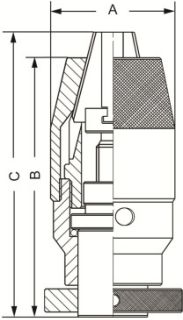
Porta high torque/precision grade keyless chucks for CNC machine tools and machining centres

MP Series with Jacobs Taper and DIN Taper mounts

Maximum run out 0.05mm



Drilling Cap. mm	Mount	Model No.	A mm	B mm	C mm	Weight g
0.3 - 6	Jacobs 1	MP06J1	33	62	70	360
0.5 - 8	Jacobs 2	MP08J2	37	67	74	460
0.5 - 10	Jacobs 2	MP10J2	<i>See below PPTi10J2</i>			
	Jacobs 33	MP10J33	41	81	89	720
1 - 13	Jacobs 6	MP13J6	<i>See below PPTi13J6</i>			
	Jacobs 2	MP13J2	46	88	99	1000
	Jacobs 33	MP13J33				
	DIN B16	MP13B16				
Jacobs 6	MP16J6	<i>See below PPTi16J6</i>				
3-16	Jacobs 33	MP16J33	55	95	107	1320



PPTi Series High Torque/High Precision Keyless Chucks with TITANIUM COATED jaws – supplied with spanner wrench to allow application of supplementary gripping torque and ease of release

High Tech titanium coated jaws increases the grip and wear resistance
Maximum run out 0.04mm



Drilling Cap. mm	Mount	Model No.	A mm	B mm	C mm	Weight g
0.3 - 8	Jacobs 1	PPTi08J1	37.6	68.4	71.2	500
	Jacobs 2	PPTi08J2				414
	DIN B12	PPTi08B12				
0.3 - 10	Jacobs 2	PPTi10J2	42.8	80	91.5	700
	Jacobs 33	PPTi10J33				637
	DIN B12	PPTi10B12				617
	DIN B16	PPTi10B16				
0.3 - 13	Jacobs 6	PPTi13J6	50.4	91.2	104	994
	Jacobs 33	PPTi13J33				1003
	DIN B16	PPTi13B16				
3 - 16	Jacobs 6	PPTi16J6	56.7	95.5	108.9	1298
	Jacobs 3	PPTi16J3		101.6	104.3	1292
	Jacobs 33	PPTi16J33		95.6	108.7	
	DIN B16	PPTi16B16		95.6	108.7	1305
	DIN B18	PPTi16B18		103	106.2	1319

MT Series with integral shanks



Drilling Cap. mm	Mount	Model No.	Weight g
0.3 – 8	2 Morse Taper	MT08MT2	770
0.5 – 10	2 Morse Taper	MT10MT2	990
1-13	2 Morse Taper	MT13MT2	1200
	3 Morse Taper	MT13MT3	<i>See Albrecht page 13</i>
	Bridgeport R8	MT13R8	<i>See Albrecht page 13</i>
3-16	2 Morse Taper	MT16MT2	1580
	3 Morse Taper	MT16MT3	1690
	4 Morse Taper	MT16MT4	<i>See Albrecht page 13</i>
	Bridgeport R8	MT16R8	1650



Porta STANDARD DUTY KEY OPERATED CHUCKS

The popular chuck for portable power & air tools

Order ref. ending in letter R and display pack equivalent indicate chuck supplied with through hole to accommodate locking screw for reversing tools



Drilling Cap. mm	Mount	With key	Order Ref. CARTON PACK	Order Ref. DISPLAY PACK
1 - 6	¼ HEX MALE	S14	AH06X1	-
1 - 8	3/8 x 24 thd	S14	AH08F38	-
	¼ HEX MALE	S14	AH08X1	-
1 - 10	3/8 x 24 thd	S2	AH10F38R	DYL1038
	½ x 20 thd	S2	AH10F12R	DYL1012
	3/8 MALE	S14	AH10M38	DYL10M
	¼ HEX MALE	S14	AH10X1	-
	3/8 x 24 thd	S2	S2AH1038R	D38S2R
	½ x 20 thd	S2	S2AH1012R	D12S2R
1.5 - 13	3/8 x 24 thd	S2PK	AH13F38R	DYL1338
	½ x 20 thd	S2PK	AH13F12R	DYL1312
	3/8 MALE	S2PK	AH13M38	DYL13M
	DIN B12	S2PK	AH13B12	-


Porta MEDIUM DUTY KEY OPERATED CHUCKS

For professional users of power tools, bench drilling machines and woodworking machinery

Order ref. ending in letter R and display pack equivalent indicate chuck supplied with through hole to accommodate locking screw for reversing tools



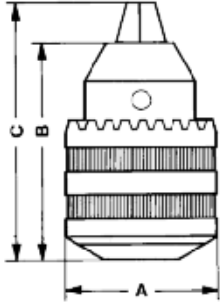
Drilling Cap. mm	Mount	With key	Order Ref. CARTON PACK	Order Ref. DISPLAY PACK
1 - 6	3/8 x 24 thd	S1	A06F38	-
	DIN B10	S1	A06B10	-
1 - 10	3/8 x 24 thd	S2	A10F38R	DRM1038
	½ x 20 thd	S2	A10F12R	DRM1012
	DIN B12	S2	A10B12	-
1.5 - 13	3/8 x 24 thd	S2	A13F38R	DRM1338
	½ x 20 thd	S2	A13F12R	DRM1312
	DIN B12	S2	A13B12	-
	DIN B16	S2	A13B16	DRMB16
	M14 x 2 thd	S2	A13F14	-
	M18 x 2.5 thd	S2	A13F18	-
3 - 16	Jacobs 6	S3	AP16J6	-
	Jacobs 33	S3	AP16J33	-
	DIN B16	S3	AP16B16	-
	DIN B18	S3	AP16B18	-
	½ x 20 thd	S3	AP16F12R	-
	M18 x 2.5 thd	S3	AP16F18	-
	45/64 x 16 thd	S3	AP16F45	-
	5/8 x 16 thd	S3	AP16F58	-

 For range of chuck keys see page 7



Porta **Industrial grade** key operated chucks for production drilling machines and industrial power tools.

PACKED IN INDIVIDUAL CARTONS WITH KEY



Drilling Cap. mm	Mount	With key	Model No.	A mm	B mm	C mm	Weight g
0.3 - 6	Jacobs 1	S1	AS06J1	<i>Replaced by Jacobs 1A #6206</i>			
	3/8 x 24 thd		AS06F38	<i>Replaced by Jacobs 1BA3/8x24 #6208</i>			
0.3 - 8	Jacobs 2	S2	AP08J2	36.5	51	60	225
	DIN B12		AP08B12				
0.5 - 10	Jacobs 2		AP10J2	42.7	62	76	375
	DIN B16		AP10B16				
	Jacobs 1		AS10J1 T/H	36.5	51	60	225
	Jacobs 2		AS10J2 T/H				
	3/8 x 24 thd	AS10F38R	<i>Replaced by Jacobs 41BA3/8x24 #32282</i>				
	1/2 x 20 thd	AS10F12R	<i>Replaced by Jacobs 41BA1/2x20</i>				
0.5 - 13	Jacobs 6	S3	AP13J6	51	72	92	635
	Jacobs 2		AP13J2				
	Jacobs 33		AP13J33				
	DIN B16		AP13B16				
	5/8 x 16 thd		AP13F58				
1.5 - 13	Jacobs 33		AS13J33	<i>Replaced by Jacobs Model 33</i>			
	3/8 x 24 thd		AS13F38R	<i>Replaced by Jacobs 33BA3/8x24</i>			
	1/2 x 20 thd		AS13F12R	<i>Replaced by Jacobs 33BA1/2x20</i>			
2.5 - 16	1/2 x 20 thd		AS16F12R	<i>Replaced by Porta AP16F12R (see page 5)</i>			
1 - 16	Jacobs 3	S3	APP16J3	60	80	104	950
	Jacobs 6		APP16J6				
	DIN B18		APP16B18				
	5/8 x 16 thd		APP16F58				
5 - 20	Jacobs 3	S4	APP20J3	60	89	112	970
	DIN B22		APP20B22				
	5/8 x 16 thd		AP20F58	<i>Replaced by Jacobs 36B5/8x16</i>			
	3/4 x 16 thd		AP20F34	<i>Replaced by Jacobs 36B3/4x16</i>			
5 - 26	Jacobs 4	S13	AP26J4	75	114	139	2095
	DIN B24		AP26B24				

Jacobs Plain Bearing Keyed Chucks can be found on page 9

Porta **COMBINATION PACKS – DRILL CHUCK & BOSCH STYLE SDS+ ADAPTOR**



ORDER REF. DISPLAY PACK	FUNCTIONS	CONTENTS	Order Ref. CARTON PACK
CKA	To convert SDS direct drive hammer machines for rotary only drilling "SWITCH HAMMER OFF"	13mm Standard Duty chuck with S2 key and Adaptor SDS+	CKA.CARTON
MCKA		13mm Medium Duty chuck with S2 key and Adaptor SDS+	MCKA.CARTON
KCK		13mm Nylon Body Keyless chuck with Adaptor SDS+	KCK.CARTON
TS.KCK		13mm Metal Body Keyless chuck with Adaptor SDS+	TS.KCK.CARTON



Chuck Keys



Key Model	-	Order Ref
DIN S1	- DIN S1	S1
* DIN S2	= DIN / Jacobs S2 Handle length 80mm	S2
* DIN S2PK	= DIN / Jacobs S2A Handle length 110mm	S2PK
DIN S3	- DIN S3	S3
DIN S4	- DIN S4	S4
DIN S7	= Jacobs K1	S7
DIN S8	= Jacobs K30	S8
DIN S9	= Jacobs K32	S9
DIN S10	= Jacobs K3	S10
DIN S13	= Jacobs K4	S13
* DIN S14	= Jacobs KG	S14
DIN S18	= Jacobs K7	S18
PKO	= Jacobs KO	PKO
PK2	= Jacobs K2	PK2
PKK	= Jacobs KK	PKK
PKJ10	Operates 10mm chucks to Japanese standard	PKJ10
PKJ13	Operates 13mm chucks to Japanese standard	PKJ13



KEY HOLDER

KEYHOLDER

¼ Hex Socket Drives



Description	Order Ref.
¼ Hex to 1/4" Square Drive	RAC14SD14
¼ Hex to 3/8" Square Drive	RAC14SD38
¼ Hex to 1/2" Square Drive	RAC14SD12
Pack of 3 of above	RAC14SDPACK

¼" Hex Magnetic Adaptors















Description	Order Ref.
60 mm Overall Length	RAC1414-60
75 mm Overall Length	RAC1414-75

¼" Hex Shank Nut Drivers



Description	Order Ref.
to drive 6 mm hex nuts and screws magnetic	RAC1406
to drive 7 mm hex nuts and screws magnetic	RAC1407
to drive 8 mm hex nuts and screws magnetic	RAC1408
to drive 10 mm hex nuts and screws magnetic	RAC1410
to drive 11 mm hex nuts and screws <i>Bi Hex non magnetic</i>	RAC1411
to drive 12 mm hex nuts and screws magnetic	RAC1412
to drive 13 mm hex nuts and screws magnetic	RAC1413

Chuck adaptors and retaining screws

Description	Order Ref.
 <p>To convert 1/2" x 20 Female to 3/8" x 24 Male</p>	RAC3812M
 <p>To convert 3/8" x 24 Female to 3/8" x 24 Male</p>	RAC3838M
 <p>To convert 1/2" x 20 Female to 3/8" x 24 Female</p>	RAC3812F
 <p> Hexagon shank with 3/8" x 24 threaded mount</p>	RAC3814
 <p>SDS adaptor Bosch SDS+ style with 1/2" x 20 thread to convert direct drive hammer machines for rotary only work. Set hammer switch to off position.</p>	Bosch style SDS + RACSDSV1
 <p>To convert SDS system to accept tools with  hexagon shanks for rotary only work. Magnetic. Set hammer switch to off position</p>	RACSDS1475
 <p>M5 left hand thread screw total length 18mm for use with most 10mm 3/8" x 24 threaded chucks</p>	VSRD10M5 replaced by VSRD518
 <p>M6 left hand thread screw total length 22 mm for use with most 10mm 1/2" x 20 threaded chucks</p>	VSRD10 replaced by VSRD622
 <p>M6 left hand thread screw total length 25 mm for use with SDS adaptors and most 13mm 1/2" x 20 threaded chucks</p>	VSRD13 replaced by VSRD625
 <p>M6 left hand thread screw total length 35mm for use with 13mm 1/2" x 20 threaded chucks where power tool mount has internal hex thread</p>	VSRD635

Converters

Description	Order Ref.
 <p>Converts SDS MAX system to accept SDS + shank drills</p>	MAXADAPTOR
  <p>To convert percussion machines with 1/2" x 20 thread to receive SDS+ shank tools Robust all steel construction</p>	CONVERTER

JACOBS Plain Bearing Industrial Chucks For Production Drilling Machines and Industrial Power and Air Tools



Drilling Cap. mm	Mount	Special Feature	With Key	Model No.	Product Code	Closed Length mm	Open Length mm	Sleeve Dia mm	Weight g
0.7 - 4	Jacobs 0	-	K0	0	6200	37	28	21.6	60
	5/16 x 24 thd	-		0B 5/16	6204	39	30	22.0	60
0.7 - 6.5	Jacobs 1	-	K1	1A	6206	49	39	28.4	140
	3/8 x 24 thd	-		1B 3/8	6208	50	40	28.0	140
	3/8 x 24 thd	REV	K7	7BA 3/8	6255	57	44	34.0	200
0.7 - 10	Jacobs 2	-	K2	2A	6214	71	55	42.0	370
	3/8 x 24 thd	REV		2BA 3/8	6219				
	Jacobs 1	-	K30	31-01	14697	63	51	36.3	230
	Jacobs 2	-		31-02	14698				
	1/2 x 20 thd	REV		41BA 1/2	31090				
	3/8 x 24 thd	REV		41BA 3/8-F	32282/30728				
	3/8 x 24 thd	REV		41BA 3/8-S	31138/32288				
	1/2 x 20 thd	REV		K32	32BA 1/2				
0.7 - 13	Jacobs 2	-	K3	34-02	14442	89	70	51.8	650
	Jacobs 6	-		34-06	6295				
	Jacobs 33	-		34-33	14445				
	Jacobs 33	LOK		34-33C	14451				
2 - 13	Jacobs 33	-	K32	33	6279	82	64	45.5	450
	0.6250	POS		3326A	6291	90	72	45.5	510
	Jacobs 33	POS		33KD	6281	88	70	46.0	480
	1/2 x 20 thd	REV		33BA 1/2	6287	78	62	45.0	480
	3/8 x 24 thd	REV		33BA 3/8	6283				
	5/8 x 16 thd	REV		33BA 5/8	6289				
3 - 16	Jacobs 3	-	K3	3A	6223	97	73	58.0	900
	5/8 x 16 thd	-		3B 5/8	6232				
	Jacobs 3	POS		3KD	6228	103	79	58.2	940
	Jacobs 3	PIN		3PD	6230				
4 - 16	1/2 x 20 thd	-		35B 1/2	14723	89	70	52.0	710
5 - 20.3	Jacobs 3	-	K4	36	6309	103	80	64.5	1280
	3/4 x 16 thd	-		36B 3/4	6316	105	81	65.0	1300
	5/8 x 16 thd	-		36B 5/8	6314				
	Jacobs 3	POS		36KD	14865	108	87	64.5	1280
	Jacobs 3	PIN		36PD	14866				

POS = Equipped with a positive drive slot LOK = Equipped with a locking collar S = Smooth sleeve F = Fluted sleeve
 PIN = Equipped with a pin-type positive drive REV = Chuck supplied with through hole to accommodate screw for reversing tools

JACOBS Chuck Keys



Porta Ref	Product Code	Used On Chuck Series
J.K0	3637	0. series
J.K1	3641	1. series
J.K2	3649	2. series
J.K3B	3651 & 902518	3, 34, 35 series & 14N
J.K4	3655	36 series, 16N & 18N
J.K5	3657	20N
J.K7	3659	7 Series
J.K30B	3664 & 902520	31, 41 & 8 1/2N
J.K32B	3666 & 902522	32, 33 series & 11N
J.KG	902505	K10ACG series
J.S2	902535	Multicraft with 8/10 gearing
J.KK	30052	22BA & 24BA series
J.KOM	3639	0 series stainless
J.KIM	3643	1 series stainless

JACOBS Multicraft™ Keyed Chuck

Recommended for Home/DIY and light duty professional use.

Supplied with through hole to accept left hand threaded retaining screw on reversing drills.

Order Ref	Product Code	Capacity mm	Mount	With Key	Package Style
K10ACG 3/8 x 24	#00901025 #00901175	1.5 – 10	3/8 x 24	KG	Carton
K10ACG 1/2 x 20	#00901249		1/2 x 20		
K13AC8/10 3/8 x 24	#901320	1.5 – 13	3/8 x 24	S2	Carton
K13AC8/101/2 x 20	#901325		1/2 x 20		
* K13AC8/10 SDS	#901754		SDS+		



*To convert SDS+ direct drive hammer machines for rotary only drilling – SWITCH HAMMER OFF

JACOBS LDI Series Industrial Chucks with KK Key System

Capacity Range mm	Mount	With Key	Model No.	Product Code	Closed Length mm	Open Length mm	Sleeve Dia mm	Weight g
0.6-10	3/8 x 24	KK	22BA3/8	13748	61	48	36.1	215
0.6-13	3/8 x 24	KK	24BA3/8	14569	76	58	43.6	375



JACOBS Ball Bearing Super Chucks designed for extra heavy duty drilling applications on; industrial drilling machines, jig borers, milling machines, lathes, radials and CNC/NC machining centres. Ball Bearing construction maximises gripping force and drilling accuracy.

Capacity Range mm	Mount	With Key	Model No.	Product Code	Closed Length mm	Open Length mm	Sleeve Dia mm	Weight g
0.711-6.4	2JT	K30	8-1/2N	30209	61	50	40	280
0.711-10	2JT	K32	11N	30215	73	58	49	540
0.711-13	3JT	K3	14N	30221	99	76	62	1080
3-16	3JT	K4	16N	30227	110	83	67	1330
3-19	4JT	K4	18N	30233	130	100	77	1870
10-25.4	5JT	K5	20N	30239	140	108	93	2830



JACOBS Stainless Steel Chucks for applications where resistance to corrosion and reduced sparking potential are important.

Capacity Range mm	Mount	With Key	Model No.	Product Code	Closed Length mm	Open Length mm	Sleeve Dia mm	Weight g
0.711-4	0JT	K0M	0M	6624	37	28	22	60
0.711-4	5/16-24	K0M	0BM 5/16	6625	39	30	22	60
0.711-6	1JT	K1M	1M	6626	49	39	28	140
0.711-6	5/16-24	K1M	1BM 5/16	6627	50	40	28	140
0.711-6	3/8-24	K1M	1BM 3/8	6628	50	40	28	140



JACOBS Keyless Chucks

A range of Industrial Keyless Chucks available with threaded mounts for power tools or taper mounts for use on machine tools.

Not Suitable For Reversing or Percussion Modes

Maximum run out 0.12mm



Drilling Cap. mm	Mount	Model No.	Product Code	Closed Length mm	Open Length mm	Sleeve Dia. mm	Weight g
0.5 - 6	Jacobs 1	J6.5-JT1	3021	68	61	34	300
	3/8 x 24 thd	J6.5-3/8X24	3023				
0.5 - 8	Jacobs 2	J8-JT2	3025	68	61	34	300
	3/8 x 24 thd	J8-3/8x24	3029				
1 - 10	Jacobs 2	J10-JT2	3033	81	72	35.3	350
	3/8 x 24 thd	J10-3/8x24	3039				
	1/2 x 20 thd	J10-1/2x20	3041				
1 - 13	Jacobs 6	J13-JT6	3043	99	87	42.9	650
	Jacobs 2	J13-JT2	3042				
	Jacobs 33	J13-JT33	3044				
	DIN B16	J13-B16	3045				
	3/8 x 24 thd	J13-3/8x24	3047				
	1/2 x 20 thd	J13-1/2x20	3049				
3 - 16	Jacobs 6	J16-JT6	3051	108	96	51	1100
	Jacobs 3	J16-JT3	3113				
	DIN B16	J16-B16	3053				
	DIN B18	J16-B18	3055				
	1/2 x 20 thd	J16-1/2x20	3111				
	5/8 x 16 thd	J16-5/8x16	3112				

JACOBS HandTite® Nylon Bodied Keyless Chuck Percussion Capable

Hard nose protects chuck body from damage and work surface abrasion.

Suitable For Forward and Reverse



Order Ref	Product Code	Capacity	Mount	Package Style
JC0031213	10HT38H	1.5 – 10 mm	3/8 x 24	Carton
JC0030758	10HT12H		1/2 x 20	
JC0030818	13HT38H	2 – 13 mm	3/8 x 24	
JC0030777	13HT12H		1/2 x 20	
JC0030105	13HT12HDS		SDS+	

JACOBS 500Series™ Metal Bodied Keyless Chuck Impact Capable

1100W / 24V capable, Hammerlock technology – Standard Jaws



Order Ref	Product Code	Order Ref	Capacity	Mount	Package Style
JC0932474	513-2M38	JC0932474	2 – 13 mm	3/8 x 24	Carton
JC0930294	513-2M12	JC0930294		1/2 x 20	

JACOBS 700Series™ Keyless Chuck with Full Metal Body Impact Capable

1100W / 24V capable, Hammerlock technology – Carbide Insert Jaw Bite



Order Ref	Product Code	Description	Capacity	Mount	Package Style
JC0930360	713-2M	Two sleeve	2 – 13 mm	1/2 x 20	Carton
JC032301	713-1M	One sleeve			

JACOBS Tap Chucks

Jacobs Tap Chucks are designed for use on tapping machines, portable tappers and air tappers, and are available with a range of mounts.



Features:

- Positive-drive chuck jaws always locate square on tap shank to ensure superior performance.
- Rubber-Flex® Collet centralises tap to give extreme accuracy.

Model No.	Tap Capacity Range mm	Mount Style	Product Code	Available Rubber-Flex® Collets*
41-01	1-6	1JT	14121	J115,J116,J117
42-01	1-13	1JT	14123	J420,J421,J422,J423
42-02	1-13	2 short JT	14125	J420,J421,J422,J423
42-24	1-13	0.3675 Dia	14129	J420,J421,J422,J423
42-J8	1-13	0.375 sq.	14127	J420,J421,J422,J423
44-02	1-16	2JT	14131	J440,J441,J443

*Collets are not included and must be ordered separately.

Tap Chuck Replacement Parts

To Fit Chuck Model No.	Rubber-Flex® Collets For Full Details see below	Nut	Back Jaws	Nut Wrench	Body Wrench
		Product Code	Product Code	Product Code	Product Code
41-01	J115,J116,J117	12792	6656	1848	1849
42-01	J420,J421,J422,J423	12793	6654	1850	1851
42-02	J420,J421,J422,J423	12793	6654	1850	1851
42-24	J420,J421,J422,J423	12793	6654	1850	1851
42-J8	J420,J421,J422,J423	12793	6654	1850	-
44-02	J440,J441,J443	12794	6655	1852	1850
44-06	J440, J441, J443	12794	6655	1852	1850

Rubber-Flex® Tap Chuck Collet

Jacobs Rubber-Flex® Collets are designed for use with the Jacobs Tap Chucks and are unique in providing at least twice the gripping power of a conventional split steel collet.

Features:

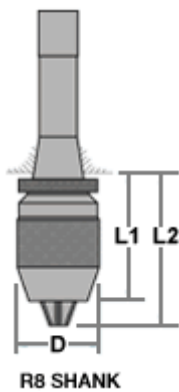
- Parallel jaw inserts exert uniform and accurate gripping over the collet length.
- Durable one-piece construction resists heat, coolants and cutting compounds.
- Steel jaw inserts precision ground and hardened to ensure maximum gripping accuracy and wear resistance.

Model No.	Tap Round Shank Capacity mm	Product Code
J116*	2.5-4.5	7204
J117*	4.5-6.5	7205
J420	4.5-8.1	9747
J421	3.5-6.5	9748
J422	6.4-9.7	9751
J423	2.3-4.6	9817
J440	7.1-12.7	9749
J441	4.5-9.7	9750
J443	2.8-7.1	9867

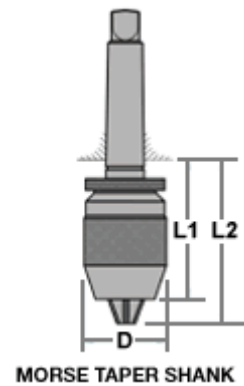
*J116 and J117 may be used as replacements for J112, J113, J114.

Drilling Cap. mm	Chuck Mount	Model
0.2 - 1.5	Jacobs 0	15J0
0.3 - 3	Jacobs 0	30J0
0.3 - 3	Jacobs 1	30J1
0.3 - 5	Jacobs 1	50J1
0.3 - 6.5	Jacobs 1	65J1
0.3 - 8	Jacobs 2	80J2
0.3 - 10	Jacobs 2	100J2
0.3 - 10	Jacobs 33	100J33
0.3 - 10	DIN B16	100B16
1 - 13	Jacobs 6	130J6
1 - 13	Jacobs 2	130J2
1 - 13	Jacobs 33	130J33
1 - 13	DIN B16	130B16
3 - 16	Jacobs 6	160J6
3 - 16	DIN B16	160B16

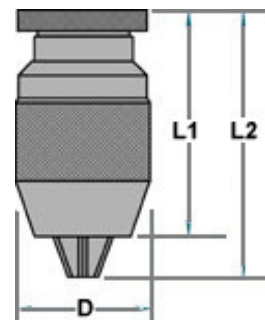
ALBRECHT PRECISION KEYLESS DRILL CHUCKS WITH INTEGRAL SHANK



Drilling Cap. mm	Shank Type	Model
1-13	2 MT	130MK2
1-13	3 MT	130MK3
1-13	4 MT	130MK4
1-13	Bridgeport R8	130R8
3-16	2 MT	160MK2
3-16	3 MT	160MK3
3-16	4 MT	160MK4
3-16	Bridgeport R8	160R8

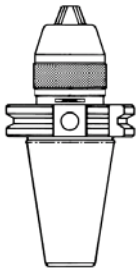


Dimensions			
Chuck Capacity mm	D mm	L1 mm	L2 mm
0.2 - 1.5	19	35	37.5
0.3 - 3	24	44	47.5
0.3 - 5	30	56	61.5
0.3 - 6.5	34	61.5	68
0.3 - 8	38	69	77.5
0.3 - 10	43	80	91
1 - 13	50	90.5	103
3 - 16	56	95.5	109

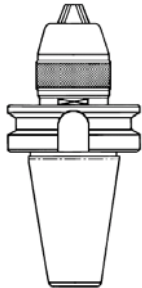


**Super lock ISO taper shank chucks with Integral shank****DIN 2080**

Drilling Cap. mm	ISO Taper	Order Code
1 – 13	40	ALB.4130.140
1.5 – 16	40	ALB.4160.140
1.6 – 16	50	ALB.4160.150

**Super lock ISO taper shank chucks with Integral shank****DIN69871**

Drilling Cap. mm	ISO Taper	Order Code
1 – 13	40	ALB.4130.240
1.5 – 16	40	ALB.4160.240
1.6 – 16	50	ALB.4160.250

**Super lock ISO taper shank chucks with Integral shank****MAS BT**

Drilling Cap. mm	ISO Taper	Order Code
1 – 13	40	ALB.4130.440
1.5 – 16	40	ALB.4160.440
1.6 – 16	50	ALB.4160.450

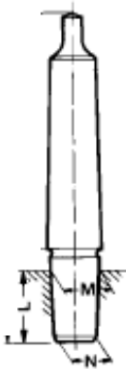
Spare Jaws for Albrecht chucks

Chuck Capacity	Order Code
1.5 mm	1.5JAWSET
3 mm	3JAWSET
5 mm	5JAWSET
6 mm	6JAWSET
8 mm	8JAWSET
10 mm	10JAWSET
13 mm	13JAWSET
16 mm	16JAWSET

Other spare parts available on request

Morse taper arbors with Jacobs and DIN tapers.
Precision ground

Morse taper	Chuck mount	Model No.	M mm	N mm	L mm
1	Jacobs 0	C1J0	6.35	5.802	11.112
	Jacobs 1	C1J1	9.754	8.468	16.67
	Jacobs 2	C1J2	14.2	12.39	22.23
	Jacobs 3	C1J3	20.6	18.95	30.96
	Jacobs 6	C1J6	17.17	15.85	25.4
	Jacobs 33	C1J33	15.85	14.24	25.4
	DIN B10	C1B10	10.094	9.4	14.5
	DIN B12	C1B12	12.065	11.1	18.5
	DIN B16	C1B16	15.733	14.5	24.0
	DIN B18	C1B18	17.780	16.2	32.0
2	Jacobs 0	C2J0	6.35	5.802	11.112
	Jacobs 1	C2J1	9.754	8.468	16.67
	Jacobs 2	C2J2	14.2	12.39	22.23
	Jacobs 3	C2J3	20.6	18.95	30.96
	Jacobs 4	C2J4	28.55	26.346	42.07
	Jacobs 6	C2J6	17.17	15.85	25.4
	Jacobs 33	C2J33	15.85	14.24	25.4
	DIN B10	C2B10	10.094	9.4	14.5
	DIN B12	C2B12	12.065	11.1	18.5
	DIN B16	C2B16	15.733	14.5	24.0
DIN B18	C2B18	17.780	16.2	32.0	
DIN B22	C2B22	21.793	19.8	40.5	
3	Jacobs 1	C3J1	9.754	8.468	16.67
	Jacobs 2	C3J2	14.2	12.39	22.23
	Jacobs 3	C3J3	20.6	18.95	30.96
	Jacobs 4	C3J4	28.55	26.346	42.07
	Jacobs 5	C3J5	35.890	33.422	47.625
	Jacobs 6	C3J6	17.17	15.85	25.4
	Jacobs 33	C3J33	15.85	14.24	25.4
	DIN B12	C3B12	12.065	11.1	18.5
	DIN B16	C3B16	15.733	14.5	24.0
	DIN B18	C3B18	17.780	16.2	32.0
DIN B22	C3B22	21.793	19.8	40.5	
DIN B24	C3B24	23.825	21.3	50.5	
4	Jacobs 2	C4J2	14.2	12.39	22.23
	Jacobs 3	C4J3	20.6	18.95	30.96
	Jacobs 4	C4J4	28.55	26.346	42.07
	Jacobs 5	C4J5	35.89	33.422	47.625
	Jacobs 6	C4J6	17.17	15.85	25.4
	Jacobs 33	C4J33	15.85	14.24	25.4
	DIN B16	C4B16	15.733	14.5	24.0
	DIN B18	C4B18	17.780	16.2	32.0
	DIN 22	C4B22	21.793	19.8	40.5
	DIN B24	C4B24	23.825	21.3	50.5
5	Jacobs 3	C5J3	20.6	18.95	30.96
	Jacobs 4	C5J4	28.55	26.346	42.07
	Jacobs 5	C5J5	35.89	33.422	47.625
	Jacobs 6	C5J6	17.17	15.85	25.4
	DIN B16	C5B16	15.733	14.5	24.0
	DIN B18	C5B18	17.780	16.2	32.0
	DIN B22	C5B22	21.793	19.8	40.5
	DIN B24	C5B24	23.825	21.3	50.5



Morse taper arbors with threaded mounts



Morse taper	Threaded mount	Model No.
1	3/8" x 24	C1F38
	1/2" x 20	C1F12
	3/4" x 16	C1F34
2	3/8" x 24	C2F38
	1/2" x 20	C2F12
	5/8" x 16	C2F58
	3/4" x 16	C2F34
3	3/8" x 24	C3F38
	1/2" x 20	C3F12
	5/8" x 16	C3F58
	3/4" x 16	C3F34

Bridgeport R8 taper arbors for chucks with Jacobs or DIN mount



Taper	Mount	Model No.
Bridgeport R8	Jacobs 6	CR8J6
	Jacobs 3	CR8J3
	Jacobs 2	CR8J2
	Jacobs 33	CR8J33
	DIN B16	CR8B16
	DIN B12	CR8B12
	DIN B18	CR8B18
	Drawbolt Thread 7/16" - 20	

Bridgeport R8 taper adaptors for morse taper



Taper	Morse Taper Bore	Model No.
Bridgeport R8	1	CR8MT1
	2	CR8MT2
	3	CR8MT3
	Drawbolt Thread 7/16" - 20	

Blank end arbors

Morse taper shank with 'soft' blank end for machining purposes



Morse Taper Shank	Dimensions of Blank End	Model No.
1	3/4" dia x 1.1/8"	1BEA
2	7/8" dia x 1.1/4"	2BEA
3	1" dia x 1.1/2"	3BEA

Parallel arbors with Jacobs and DIN taper mounts



Parallel		Taper mount	Model No.
dia.	length		
3/8"	60mm	Jacobs 0	PA38J0
		Jacobs 1	PA38J1
1/2"	64mm	Jacobs 0	PA12J0
		Jacobs 1	PA12J1
		Jacobs 2	PA12J2
		Jacobs 3	PA12J3
		Jacobs 6	PA12J6
		Jacobs 33	PA12J33
5/8"	64mm	Jacobs 1	PA58J1
		Jacobs 2	PA58J2
		Jacobs 3	PA58J3
		Jacobs 6	PA58J6
		Jacobs 33	PA58J33
3/4"	72mm	Jacobs 1	PA34J1
		Jacobs 2	PA34J2
		Jacobs 3	PA34J3
		Jacobs 6	PA34J6
		Jacobs 33	PA34J33
1"	74mm	Jacobs 2	PA1J2
		Jacobs 3	PA1J3
		Jacobs 6	PA1J6
		Jacobs 33	PA1J33
20mm	75mm	Jacobs 6	PA20JT6
		DIN B16	PA20B16
25mm	75mm	Jacobs 6	PA25JT6
		DIN B16	PA25B16



Arbor / Adaptor for use with Magnetic Drilling stands

Description	Model No.
2MT shank with 19mm Weldon shank bore	C2R
3MT shank with 19mm Weldon shank bore	C3R
1/2 x 20 thd power tool fitting to accept 19mm Weldon shanks	C12R
19mm Weldon shank arbor complete with drill chuck for use with jobber drills to 13mm dia	WELDONCHUCK
19mm Weldon shank adaptor with 1/2" x 20 thread	WELDON19mm



Annular hole cutters see page 36

Reducing Sleeves

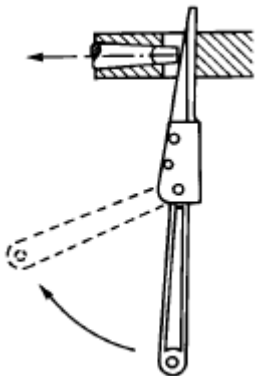


Hardened & Ground Internally & Externally According to DIN2185	Morse Taper Inside - Outside	Oil Toughened Externally Precision Ground With Hardened Tang
Model No.		Model No.
B01	0 – 1	OTB01
B12	1 – 2	OTB12
B13	1 – 3	OTB13
B23	2 – 3	OTB23
B14	1 – 4	OTB14
B24	2 – 4	OTB24
B34	3 – 4	OTB34
B15	1 – 5	OTB15
B25	2 – 5	OTB25
B35	3 – 5	OTB35
B45	4 – 5	OTB45
B26	2 – 6	
B36	3 – 6	OTB36
B46	4 – 6	OTB46
B56	5 – 6	OTB56
B67	6 – 7	

Morse taper ejecting drifts according to DIN 317, hardened and black oxide special steel



For Ejecting Morse tapers	Compatible style	Model No.
0	900	DR0
1-2	902	DR12
2-3	-	DR23
3-4	903	DR34
4-5	904	DR45
5-6	906	DR56
1,2,3,4	914	J914



Semi Automatic Morse taper ejecting drifts

For Ejecting Morse tapers	Model No.
1-2-3	DRA123
4-5-6	DRA456

Extension sockets according to DIN 2187, **hardened** and tempered, precision **ground** internally and externally

	Morse taper		Model No.	d3 mm	Overall Length mm	Length of extension mm
	Outside (machine)	Inside (tool)				
1 -		1	BL11	20	145	76
		2	BL12	30	160	91
		3	BL13	35	180	113
2 -		1	BL21	20	160	76
		2	BL22	30	175	91
		3	BL23	36	196	112
		4	BL24	48	220	141
3 -		1	BL31	20	175	76
		2	BL32	30	194	91
		3	BL33	36	215	112
		4	BL34	48	240	137
		5	BL35	65	277	177
4 -		1	BL41	20	200	76
		2	BL42	30	215	91
		3	BL43	36	240	112
		4	BL44	48	265	137
		5	BL45	63	300	172
		6	BL46	88	372	247
5 -		1	BL51	20	232	76
		2	BL52	30	247	91
		3	BL53	36	268	112
		4	BL54	48	300	137
		5	BL55	63	335	172
		6	BL56	88	405	247
6 -		1	BL61	20	294	76
		2	BL62	30	309	91
		3	BL63	36	330	112
		4	BL64	48	355	137
		5	BL65	63	390	172



Extension sockets, oil toughened.
Externally precision ground with hardened tang

	Morse taper		Model No.	d3 mm	Overall Length mm	Length of extension mm
	Outside (machine)	Inside (tool)				
1 -		1	OTBL11	20	145	76
		2	OTBL12	30	160	91
2 -		1	OTBL21	20	160	76
		2	OTBL22	30	175	91
		3	OTBL23	36	196	112
	3 -		1	OTBL31	20	175
		2	OTBL32	30	194	91
		3	OTBL33	36	215	112
		4	OTBL34	48	240	137
	4 -		1	OTBL41	20	200
		2	OTBL42	30	215	91
		3	OTBL43	36	240	112
		4	OTBL44	48	265	137
		5	OTBL45	63	300	172
5 -		1	OTBL51	20	232	76
		2	OTBL52	30	247	91
		3	OTBL53	36	268	112
		4	OTBL54	48	300	137
		5	OTBL55	63	335	172

Long pattern extension sockets, oil toughened

Externally precision ground with hardened tang



Morse taper		Model No.	d3 mm	Overall Length mm	Length of extension mm
Outside	Inside				
1	- 1	OT11-200		200	131
		OT11-250		250	181
		OT11-300	20	300	231
		OT11-350		350	281
		OT11-400		400	331
		OT11-500		500	431
2	- 2	OT22-200		200	116
		OT22-250		250	166
		OT22-300		300	216
		OT22-350	25	350	266
		OT22-400		400	316
		OT22-450		450	366
		OT22-500		500	416
		OT22-600		600	516
3	- 3	OT33-250		250	147
		OT33-300		300	197
		OT33-350		350	247
		OT33-400	32	400	297
		OT33-450		450	347
		OT33-500		500	397
		OT33-600		600	497
4	- 4	OT44-300		300	172
		OT44-350		350	222
		OT44-400	40	400	272
		OT44-450		450	322
		OT44-500		500	372
		OT44-600		600	472

Blank End Sockets

The blank end is left 'soft' for machining purposes.

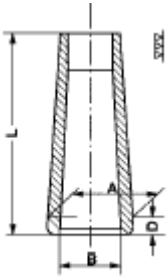
The morse taper bore is a reamed finish and the outside diameter of the finished end is ground.

Supplied with a centering plug (not illustrated) for the purpose of turning between centres.



Inside Morse taper	Blank End Details			Diameter finished end mm	Overall Length mm	Model
	Dia. mm		Length mm			
1	27	x	89	25	178	P91
2	32	x	121	30	216	P92
3	38	x	133	36.5	248	P93
4	48	x	165	46	305	P94
5	67	x	229	65	406	P95

Reducing sleeves with plain through hole.
Hardened and tempered, precision ground internally and externally



Morse taper		Model No.	L mm	D mm	A mm	B mm
Inside	Outside					
1	- 2	THB12	50	4	17.780	12.065
1	- 3	THB13	55	4.5	23.825	12.065
2	- 3	THB23	60	4.5	23.825	17.780
1	- 4	THB14	65	5.3	31.267	12.065
2	- 4	THB24	70	5.3	31.267	17.780
3	- 4	THB34	75	5.3	31.267	23.825
2	- 5	THB25	80	6.3	44.400	17.780
3	- 5	THB35	90	6.3	44.400	23.825
4	- 5	THB45	95	6.3	44.400	31.267
3	- 6	THB36	110	7.9	63.380	23.825
4	- 6	THB46	120	7.9	63.380	31.267
5	- 6	THB56	125	7.9	63.380	44.400

'NEW-TANG' RANGE reducing sleeves


Hardened and tempered, precision ground internally and externally



Enables all manner of morse taper shank tools with broken or twisted tangs to be used again by grinding a new tang to match the lower re-positioned ejecting slot

Morse taper		Model No.
inside		
1	- 2	NTB12
2	- 3	NTB23
3	- 4	NTB34
4	- 5	NTB45

Broken Tang
 Drill in
 standard
 Sleeve

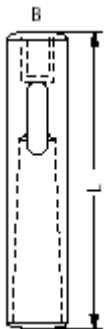


New tang
 ground on drill
 in "NEW-TANG
 SLEEVE"

Morse taper turret sockets, hardened case, ground internally and externally




Morse Taper Bore	Parallel Dia.	Model No.	Overall Length (L) mm
1	3/4"	1TS75	89
	1"	1TS1	89
	1.1/2"	1TS15	89
	16 mm	16TS1	89
	20 mm	20TS1	89
	25 mm	25TS1	89
2	1"	2TS1	102
	1.1/4"	2TS125	102
	1.1/2"	2TS15	102
	1.3/4"	2TS175	102
	2"	2TS2	102
	2.1/8"	2TS2125	102
	25 mm	25TS2	102
	30 mm	30TS2	102
3	40 mm	40TS2	102
	1.1/4"	3TS125	121
	1.1/2"	3TS15	121
	1.3/4"	3TS175	121
	2"	3TS2	121
	2.1/8"	3TS2125	121
	2.1/2"	3TS25	121
	30 mm	30TS3	121
4	40 mm	40TS3	121
	50 mm	50TS3	121
	1.1/2"	4TS15	153
	1.3/4"	4TS175	153
	2"	4TS2	153
	2.1/8"	4TS2125	153
	2.1/2"	4TS25	153
5	3.1/4"	4TS325	153
	40 mm	40TS4	153
	50 mm	50TS4	153
	2.1/8"	5TS2125	203
	2.1/2"	5TS25	203
	3.1/4"	5TS325	203



Adaptor, morse taper x internal thread


Morse taper bore	Internal Thread (B)	Model No.	Overall Length (L) mm
2	5/8" x 16	TS58MT2	116
	M18 x 2.5	TS18MT2	116
	45/64" x 16	TS4564MT2	116



Lathe (dead) centers precision ground, hardened and tempered according to DIN 806

Carbon steel full point 60°

Morse taper	0	1	2	3	4	5	6
Model No.	CFN0	CFN1	CFN2	CFN3	CFN4	CFN5	CFN6



Carbon steel half point 60°

Morse taper	1	2	3	4	5	6
Model No.	CFR1	CFR2	CFR3	CFR4	CFR5	CFR6

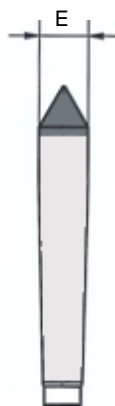


Carbide tipped full point 60°

Morse taper	1	2	3	4	5	6
Model No.	CFW1	CFW2	CFW3	CFW4	CFW5	CFW6

Carbide tipped half point 60°

Morse taper	1	2	3	4	5	6
Model No.	CFWR1	CFWR2	CFWR3	CFWR4	CFWR5	CFWR6



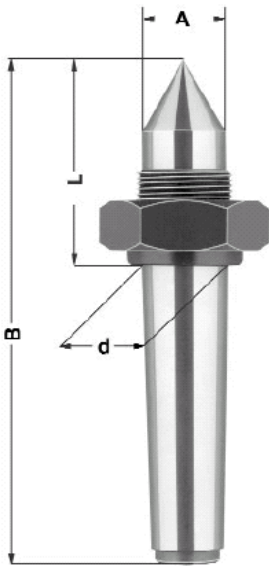
Full Carbide head 60°

	1	2	3	4	5	6
Model No.	FCH1	FCH2	FCH3	FCH4	FCH5	FCH6

Table of dimensions

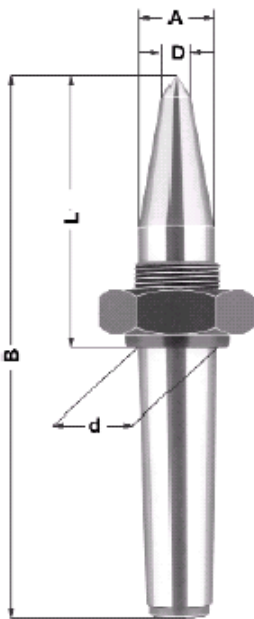
	1	2	3	4	5	6
A mm	12.2	18	24.1	31.6	44.7	63.8
B mm	80	100	125	160	200	270
D mm	7	7	11	14	18	18
E mm	12.2	18	24.1	31.6	44.7	63.8
F mm	22	30	38	50	63	79

**CARBON STEEL DEAD CENTRES WITH DRAW-OFF NUT
CDN SERIES STANDARD POINT 60°**



Morse Taper	Model	A mm	B mm	Size of draw off nut thread	d mm	L mm
1	CDN1	12.2	90	M16x1.5	12.065	36.5
2	CDN2	18	112	M22x1.5	17.780	48
3	CDN3	24.1	138	M27x1.5	23.825	57
4	CDN4	31.6	175	M36x1.5	31.267	72.5
5	CDN5	44.7	217	M48x1.5	44.399	87.5
6	CDN6	63.8	290	M68x1.5	63.348	108

**CARBON STEEL DEAD CENTRES WITH DRAW-OFF NUT
XCDN SERIES EXTENDED POINT**



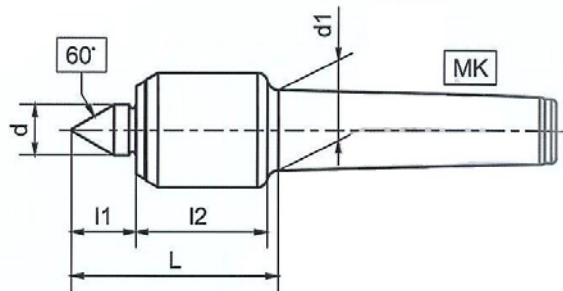
Morse Taper	Model	A mm	B mm	D mm	Size of draw off nut thread	d mm	L mm
2	XCDN2	18	118	10	M22x1.5	17.780	54
3	XCDN3	24.1	148	10	M27x1.5	23.825	67
4	XCDN4	31.6	186.5	14	M36x1.5	31.267	84
5	XCDN5	44.7	242	16	M48x1.5	44.399	112
6	XCDN6	63.8	330	20	M68x1.5	63.348	148

DRAW-OFF NUTS

Dia of nut across flats	Bore thread size	Model
24 mm	M16 x 1.5	DON M16
32 mm	M22 x 1.5	DON M22
41 mm	M27 x 1.5	DON M27
55 mm	M36 x 1.5	DON M36
75 mm	M48 x 1.5	DON M48
100 mm	M68 x 1.5	DON M68

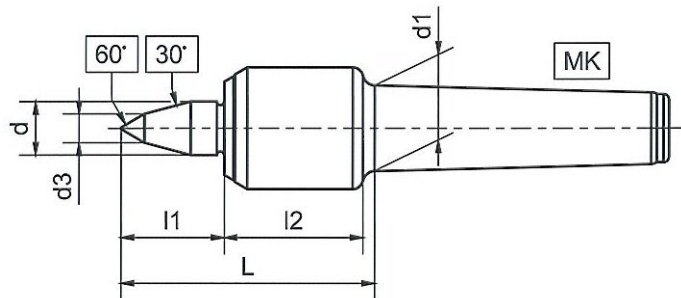
REVOLVING CENTRES

REDUCED BODY DIAMETER – STANDARD POINT – MR SERIES



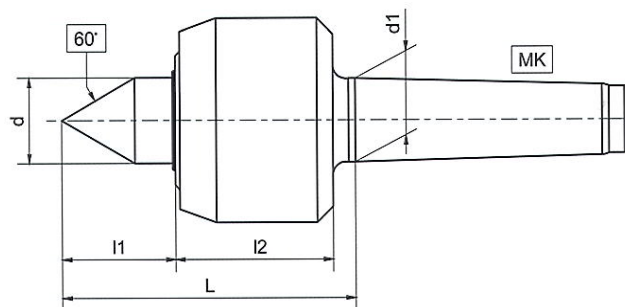
Morse Taper MK	Model	Type	MAX RPM	MAX WEIGHT WORK PIECE	MAX RUN OUT mm	BODY DIA mm	d mm	d1 mm	L mm	l1 mm	l2 mm
2	MR2	122	6000	200 kg	0.005	32	15	17.78	64	19.5	39
3	MR3	132	6000	400 kg	0.005	34	15	23.83	64	19.5	39
4	MR4	142	6000	800 kg	0.005	43	20	31.27	77	27	43
5	MR5	152	4000	1200 kg	0.008	58	30	44.40	105	37	59

REDUCED BODY DIAMETER – EXTENDED POINT – MRC SERIES



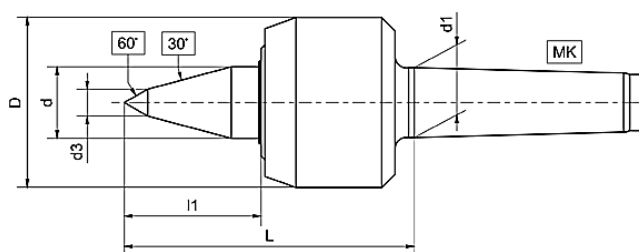
Morse Taper MK	Model	Type	MAX RPM	MAX WEIGHT WORK PIECE	MAX RUN OUT mm	BODY DIA mm	d mm	d1 mm	L mm	l1 mm	l2 mm	d3 mm
2	MRC2	122KOP	6000	150 kg	0.005	32	15	17.78	74	29	39	8
3	MRC3	132KOP	6000	300 kg	0.005	34	15	23.83	74	29	39	8
4	MRC4	142KOP	6000	700 kg	0.005	43	20	31.27	86	36	43	10
5	MRC5	152KOP	4000	1000 kg	0.010	58	30	44.40	116	48	59	12

REVOLVING CENTRES – HEAVY DUTY – STANDARD POINT



Morse Taper MK	Model	Type	MAX RPM	MAX WEIGHT WORK PIECE	MAX RUN OUT (mm)	BODY DIA mm	d mm	d1 mm	L mm	l1 mm	l2 mm
3	HDRC3	833	4300	400 kg	0.005	60	24	23.83	95	36	52
4	HDRC4	843	3200	750 kg	0.005	76	32	31.27	112	43	60
5	HDRC5	853	2600	2000 kg	0.007	96	42	44.40	134	49	74
6	HDRC6	863	2000	4500 kg	0.010	110	52	63.35	155	62	82

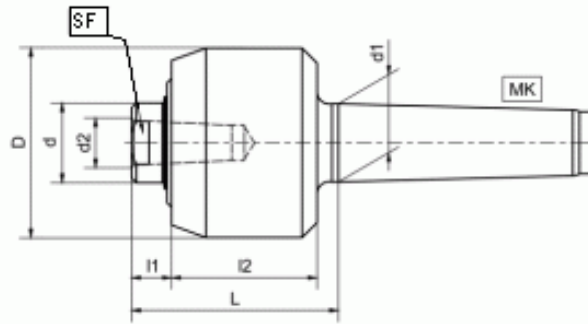

REVOLVING CENTRES – HEAVY DUTY – EXTENDED POINT



Morse Taper MK	Model	Type	MAX RPM	MAX WEIGHT WORK PIECE	MAX RUN OUT (mm)	BODY DIA mm D	d mm	d1 mm	L mm	l1 mm	l2 mm	d3 mm
3	XPHD3	833KOP	4300	300 kg	0.005	60	24	23.83	106	47	52	10
4	XPHD4	843KOP	3200	600 kg	0.005	76	32	31.27	130	61	60	12
5	XPHD5	853KOP	2600	1400 kg	0.007	96	42	44.40	157	71	74	16
6	XPHD6	863KOP	2000	2500 kg	0.010	110	52	63.35	178	86	82	20

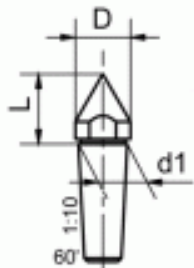


Revolving Centres with interchangeable inserts

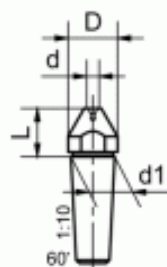


Morse Taper MK	Model	Type	MAX RPM	MAX WEIGHT WORK PIECE	MAX RUN OUT mm	D mm	d mm	d1 mm	L mm	l1 mm	l2 mm	d2 mm	SF Spanner Flat mm
2	WCS2	923SET	5000	50 kg	0.005	45	20	17.98	59	10	43	12	17
3	WCS3	933SET	4300	200 kg	0.005	60	24	23.82	68	11	50	14	19
4	WCS4	943SET	3200	300 kg	0.007	76	32	32.26	79	13	58	18	27

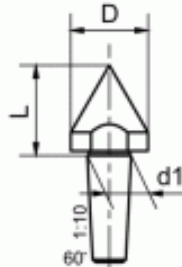
Specification of inserts included in set



.../1



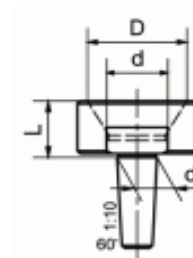
.../2



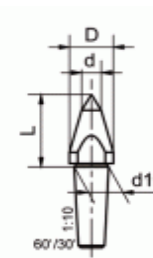
.../3



.../4



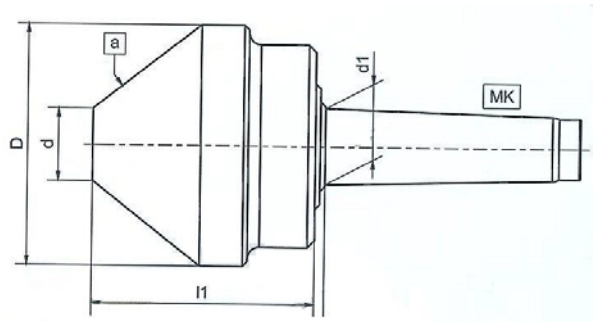
.../5



.../6

Insert Nr.	d1	Tapered Centre Point		Hollow Centre Point			Great Tapered Centre Point		Cone			Hollow Cone			Slim Centre Point		
		D	L	D	d	L	D	L	D	d	L	D	d	L	D	d	L
E923/...	mm 12	mm 14	mm 20	mm 14	mm 4	mm 15	mm 17	mm 23	mm 28	mm 13	mm 23	mm 20	mm 10	mm 17	mm 14	mm 4	mm 32
E933/...	mm 14	mm 16	mm 21	mm 16	mm 4	mm 17	mm 25	mm 31	mm 44	mm 24	mm 28	mm 35	mm 20	mm 23	mm 18	mm 6	mm 35
E943/...	mm 18	mm 22	mm 27	mm 22	mm 5	mm 21	mm 32	mm 40	mm 55	mm 30	mm 34	mm 42	mm 25	mm 28	mm 22	mm 8	mm 43

REVOLVING TUBE CENTRES



Morse Taper MK	Model	Type	Cone Angle a	d mm	D mm	l1 mm	MAX RPM	MAX WEIGHT WORK PIECE		CONCENTRICITY (mm)
								@d	@D	
2	RH2/20-60	421	60°	20	60	66	4000	140 kg	200 kg	0.005
3	RH3/30-100	432	75°	30	100	92	3000	250 kg	400 kg	0.005
4	RH4/30-100	441	75°	30	100	92	3000	300 kg	650 kg	0.005
4	RH4/50-125	442	75°	50	125	82	3000	500 kg	650 kg	0.007
5	RH5/50-125	451	75°	50	125	82	3000	1400 kg	1800 kg	0.007
5	RH5/50-150	452	75°	50	150	102	2800	1200 kg	1900 kg	0.007
5	RH5/50-200	453	75°	50	200	126	1800	1000 kg	2000 kg	0.010
6	RH6/50-200	462	75°	50	200	126	2800	1800 kg	2800 kg	0.010

HALL



CONECUT® High Speed Steel Taper Drills

When drilling metals always use cutting compound
- available in 30cc, 60cc and ½ kilo sizes.

TOOL NO.	METRIC RANGE	SHANK REF. SIZE
CC 0	3 – 14mm	6.5mm
CC 1	6 – 20mm	10mm
CC 1A	9.5 – 22.5mm	10mm
CC 2	16 – 30.5mm	10mm
CC 3	25 – 40mm	10mm
CC 4 +	37 – 52mm	13mm
CC 25	16 – 25mm	10mm
CC 820	8 – 20mm	10mm
CC 430	4 – 30.5mm	10mm
CC 830	8 – 30mm	10mm
CC 315	3 – 15mm	6.5mm

+ Pilot hole required.



Plastic wallet containing Conecut Tools and 30cc pot of cutting Compound.

SETS – PLASTIC WALLET

SET REF.	CONTAINING TOOL NO.	RANGE
CP 12	CC1, CC2	6 – 30.5mm
CP 210	CC0, CC1, CC2	3 – 30.5mm
CP 2025	CC1, CC25	6 – 25mm
CP 2230	CC1A, CC2	9.5 – 30.5mm



SETS – METAL CASSETTE

Metal cassette containing Conecut tools and 30cc pot of cutting compound.

SET REF.	CONTAINING TOOL NO.	RANGE
CM 210	CC0, CC1, CC2	3 – 30.5mm

Metal cassette containing Multicut tools and 30cc pot of cutting compound.

SET REF.	CONTAINING TOOL NO.	RANGE
MCS 1	MC1M, MC2M, MC3M	4 – 30 mm
MCS 2	MC1E, MC2E, MC3E	1/8" – 1.1/8"



MULTICUT® High Speed Steel Step Drills

When drilling metals always use cutting compound
- available in 30cc, 60cc and ½ kilo sizes.

METRIC

TOOL NO.	DRILL SIZE IN MILLIMETRES	MAX MATERIAL THICKNESS	SHANK REF. SIZE
MC 1M	4 5 6 7 8 9 10 11 12	5 mm	6.5mm
MC 2M	10 11 12 13 14 15 16 17 18 19 20	4 mm	10mm
MC 3M	20 21 22 23 24 25 26 27 28 29 30	4 mm	13mm
MC 4M	4 6 8 10 12	10 mm	6.5mm
MC 5M	6 8 10 12 14 16 18 20 22 24	5 mm	10mm
MC 6M	6 8 10 12 14 16 18	5 mm	10mm
MC 7M	4 6 8 10 12 14 16 18 20	4 mm	10mm
MC 8M +	14 16 18 20 22 24	5 mm	13mm
MC 9M +	20 22 24 26 28 30 32 34	5 mm	13mm
MC 10M	4 6 8 10 12 14 16 18 20 22 24 26 28 30	4 mm	13mm
MC 10MS	4 6 8 10 12 14 16 18 20 22 24 26 28 30	4 mm	10mm
MC 11M	4 6 8 10 12 14 16 18 20 22	5 mm	10mm
MC 535	5 7.5 10 13 16 19 21 23 26 29 31 33 35	3.5 mm	13mm
MC 1625	16,20 & 25mm conduit entry	3.5 mm	10mm
MC 1632	16,20,25 & 32mm conduit entry	3.5 mm	13mm
MC 1232	12,16,20,25 & 32mm conduit entry	3.5 mm	10mm
MC 1240	12,16,20,25,32 & 40mm conduit entry	3.5 mm	13mm

IMPERIAL

TOOL NO.	DRILL SIZE IN INCHES	MAX MATERIAL THICKNESS	SHANK REF. SIZE
MC 1E	1/8 5/32 3/16 7/32 1/4 9/32 5/16 11/32 3/8 12/32 7/16 15/32 1/2	1/8"	1/4"
MC 2E	1/4 5/16 3/8 7/16 1/2 9/16 5/8 11/16 3/4	1/8"	3/8"
MC 3E	7/16 1/2 9/16 5/8 11/16 3/4 13/16 7/8 15/16 1 1.1/16 1.1/8	1/8"	3/8"
MC 4E	3/4 13/16 7/8 15/16 1 1.1/16 1.1/8 1.3/16 1.1/4 1.5/16 1.3/8	1/8"	1/2"
MC 5E	3/16 1/4 5/16 3/8 7/16 1/2 9/16 5/8 11/16 3/4 13/16 7/8	1/8"	3/8"
MC 6E	3/16 1/4 5/16 3/8 7/16 1/2	3/8"	1/4"
MC 7E	3/16 1/4 5/16 3/8 7/16 1/2	1/8"	1/4"
MC 8E +	9/16 5/8 11/16 3/4 13/16 7/8 15/16 1	1/8"	1/2"
MC 9E +	13/16 7/8 15/16 1 1.1/16 1.1/8 1.3/16 1.1/4 1.5/16 1.3/8	1/8"	1/2"

+ Pilot hole required.

HALL HEXIBIT® High Speed Steel Power Tools Accessories

A unique range of power tool accessories with 1/4" Hexagon Shank for quick change in three jaw chuck or hexagon adaptor



HEXIBIT METAL COUNTERSINKS - 3 FLUTE 90°

TOOL NO.	SIZE
XCM 06	6.3 mm
XCM 08	8.3 mm
XCM 10	10.4 mm
XCM 12	12.4 mm
XCM 16	16.5 mm
XCM 20	20.5 mm
XK 1	Kit containing 1 each of the above



HEXIBIT WOOD COUNTERSINKS - 5 FLUTE 90°

TOOL NO.	RANGE OF WOODSCREWS
XCW 10	Up to & including No. 10
XCW 15	Up to & including No. 16



HEXIBIT STEP DRILLS

TOOL NO.	SIZE
XS 412	4, 6, 8, 10, 12 mm
XS 513	5, 7, 9, 11, 13 mm
XS 820	8, 10, 12, 14, 16, 18, 20 mm
XS 921	9, 11, 13, 15, 17, 19, 21 mm
XS 308	3/16, 1/4, 5/16, 3/8, 7/16, 1/2"



HEXIBIT TAPER DRILLS

TOOL NO.	SIZE
XT 314	3 – 14 mm



HEXIBIT DEBURRING CUTTERS

TOOL NO.	DIAMETER OF CUT MIN & MAX
XD 513	5mm – 13mm
XD 720	7mm – 20mm



HEXIBIT TAPS

TOOL NO.	THREAD SIZE
XTAP M3	M3 x 0.5
XTAP M3.5	M3.5 x 0.6
XTAP M4	M4 x 0.7
XTAP M5	M5 x 0.8
XTAP M6	M6 x 1.0
XTAP M8	M8 x 1.25
XTAP M10	M10 x 1.5



HEXIBIT HOLDER – MAGNETIC FITTING

TOOL NO.	SPECIAL APPLICATION
XH 1	For use for all Hexibits



HEXIBIT MAGNETIC ADAPTOR

TOOL NO.	SIZE
XA 1	Socket Adaptor suitable for 1/4" hexagon

HEXIBIT KITS

KIT REF.	CONTAINING TOOL NUMBERS
XK 2	XCM12 – XCM16 – XCM20 – XD513 – XCW10 – XCW15
XK 3	XS513 – XS820 – XT314 – XD513 – XCM16 – XCW15
XK 4	XS513 – XS820 – XT314 – XD513 – XCM12 – XCM16
XK 5	XS412 – XS513 – XS820 – XT314 – XCM16 – XCW15
XK 6	XS412 – XS513 – XS820 – XT314 – XCM12 – XCM16
XK 7	1 each Hexibit taps – M3 – M4 – M5 – M6 – M8 – M10
XK 8	1 each Hexibit taps – M3.5 – M4 – M5 – M6 – M8 – M10
XK 9	1 each hexibit taps – M3 – M4 – M5 – M6 – M8 – M10 and XCD358 – XCD4610
XK 10	1 each hexibit taps – M3.5 – M4 – M5 – M6 – M8 – M10 and XCD358 – XCD4610

HALL HANDIBURR® Hand Tools



CHAMFERBITS

TOOL NO.	SIZE	FLUTE	ANGLE
HB 1	12.4 mm	3	90°
HB 2	25 mm	3	90°



PIPE REAMER

TOOL NO.	SIZE	FLUTE	ANGLE
HB 3	10 – 34 mm	6	40° incl. (approx)



TAPER REAMER

TOOL NO.	SIZE	FLUTE	ANGLE
HB 4	3 – 12 mm	6	8° incl. (approx)
HB 5	10 – 25 mm	8	8° incl. (approx)



MICRO DRILL REAMER

TOOL NO.	SIZE	FLUTE
HB 40	1 – 5 mm	2



RETHREADERS

TOOL NO.	SIZE
HB10	M3 x 0.5
HB11	M3.5 x 0.6
HB12	M4 x 0.7
HB13	M5 x 0.8
HB14	M6 x 1
HB22	2BA
HB24	4BA
HB26	6BA
HB S1 Set	M3.5 – M4 – M6 – 2BA



LONG REACH RETHREADER

TOOL NO.	SIZE
LRHB11	M3.5 X 0.6



RETHREADERS

TOOL NO.	SIZE
HB31	M20 x 1 conduit
HB32	M25 x 1.5 conduit

HALL COUNTERSINKS High Speed Steel



COUNTERSINKS – 5 FLUTE

90° Angle. For use on metal or wood

TOOL NO.	HEAD DIAMETER	OVERALL LENGTH mm	SHANK DIAMETER mm	SHANK LENGTH mm
CS5 8	8 mm (5/16")	35	5	20.5
CS5 12	12 mm (1/2")	39	6.35	20.5
CS5 16	16 mm (5/8")	52	8	32
CS5 20	20 mm (3/4")	58	10	35
CS5 K1	Kit containing 1 each of the above			



COUNTERSINKS – 3 FLUTE

To DIN 335C. 90° Angle. For use on metal

TOOL NO.	HEAD DIAMETER	OVERALL LENGTH mm	SHANK DIAMETER mm
CS3 6	6.3 mm	45	5
CS3 8	8.3 mm	50	6
CS3 10	10.4 mm	50	6
CS3 12	12.4 mm	56	8
CS3 16	16.5 mm	60	10
CS3 20	20.5 mm	63	10
CS3 25	25 mm	67	10
CS3 28	28 mm	71	12
CS3 31	31 mm	71	12



HOLE DEBURRING TYPE CUTTERS

90° Angle. For use on metal

TOOL NO.	HEAD DIAMETER	OVERALL LENGTH mm	SHANK DIAMETER mm	SHANK LENGTH mm
DC 25	2 – 5	45	6	32
DC 510	5 – 10	48	8	30.5
DC 1015	10 – 15	65	10	37.5
DC 1520	15 – 20	84	12	48
DC 2025	20 – 25	102	15	56.5
DC 2530	25 – 30	115	15	55
DC 3035	30 – 35	127	15	60.5

CUTTING COMPOUND

For use with Conecut Drills and Multicut Step Drills.

Suitable for other metal cutting operations – thread cutting, normal cutting

ALWAYS USE WHEN DRILLING METALS

REF	CONTAINER SIZE	PACK QUANTITY
09A 30	30 cc	1
09A 60	60 cc	1
09A 1/2K	½ kilo	1
09A 6020	60 cc	Box of 20
09A 6040	60 cc	Box of 40



COUNTERSINKS – 3 FLUTE MORSE TAPER SHANK

TOOL NO.	HEAD DIAMETER	NOMINAL LENGTH mm	SHANK
1MTCS316	16.5 mm	85	1 MT
2MTCS320	20.5 mm	100	2 MT
2MTCS325	25 mm	106	2 MT
2MTCS331	31 mm	112	2 MT
3MTCS340	40 mm	140	3 MT



COUNTERSINKS – SETS – 3 FLUTE 90° ANGLE DIN335C – METAL CASSETTE

KIT REF	CONTAINS TOOL NUMBERS
CS3 S1	CS3 6 – CS3 8 – CS3 10 – CS3 12 – CS3 16 – CS3 20



COUNTERSINKS – SETS METAL CASSETTE HOLE TYPE DEBURRING CUTTERS

KIT REF	CONTAINS TOOL NUMBERS
DC S1	DC 25 – DC 510 – DC 1015 – DC 1520

HALL RATCHET SPANNERS

NO.339 GENERAL PURPOSE NON-REVERSABLE



Frame Ref No. 339- 0		Handle Length 6"	Sizes
Square Hole	Imperial		1/4" 5/16" 3/8" 7/16" 1/2"
Square Hole	Metric		6mm 7mm 8mm 9mm 10mm 11mm 12mm
Hexagon Hole	Imperial		7/16" 0.445" 1/2" 0.525" 9/16" 0.600"
Hexagon Hole	Metric		8mm 10mm 13mm
Frame Ref No. 339- 1		Handle Length 9"	Sizes
Square Hole	Imperial		9/16" 5/8" 11/16" 3/4" 13/16"
Square Hole	Metric		14mm 16mm 18mm 20mm
Hexagon Hole	Imperial		11/16" 0.710" 3/4" 0.820" 7/8" 0.920" 15/16" 1.010"
Hexagon Hole	Metric		17mm 19mm 22mm 24mm
Frame Ref No. 339- 2		Handle Length 14"	Sizes
Square Hole	Imperial		7/8" 15/16" 1"
Square Hole	Metric		22mm 24mm
Hexagon Hole	Imperial		1.1/8" 1.200"
Hexagon Hole	Metric		27mm 30mm 32mm
Frame Ref No. 339- 3		Handle Length 18"	Sizes
Square Hole	Imperial		1.1/8" 1.1/4" 1.3/8"
Square Hole	Metric		27mm 30mm 33mm
Hexagon Hole	Imperial		1.300" 1.5/16" 1.480" 1.1/2" 1.670"
Hexagon Hole	Metric		36mm 41mm
Frame Ref No. 339- 4		Handle Length 24"	Sizes
Square Hole	Imperial		Up to 1.3/4"
Square Hole	Metric		Up to 45mm
Hexagon Hole	Imperial		Up to 2.1/4"
Hexagon Hole	Metric		Up to 55mm

NO. 337 GENERAL PURPOSE REVERSABLE



Frame Ref No. 337- 0		Handle Length 6"	Sizes
Square Hole	Imperial		1/4" 5/16" 3/8" 7/16" 1/2"
Square Hole	Metric		6mm 7mm 8mm 9mm 10mm 11mm 12mm
Hexagon Hole	Imperial		7/16" 0.445" 1/2" 0.525" 9/16" 0.600"
Hexagon Hole	Metric		8mm 9mm 10mm 13mm
Frame Ref No. 337- 1		Handle Length 9"	Sizes
Square Hole	Imperial		9/16" 5/8" 11/16" 3/4" 13/16"
Square Hole	Metric		14mm 16mm 18mm 19mm 20mm
Hexagon Hole	Imperial		11/16" 0.710" 3/4" 0.820" 7/8" 0.920" 15/16" 1.010"
Hexagon Hole	Metric		17mm 19mm 22mm 24mm
Frame Ref No. 337- 2		Handle Length 14"	Sizes
Square Hole	Imperial		7/8" 15/16" 1"
Square Hole	Metric		22mm 24mm
Hexagon Hole	Imperial		1.1/8" 1.200"
Hexagon Hole	Metric		27mm 30mm 32mm
Frame Ref No. 337- 3		Handle Length 18"	Sizes
Square Hole	Imperial		1.1/8" 1.1/4" 1.3/8"
Square Hole	Metric		27mm 30mm 33mm
Hexagon Hole	Imperial		1.300" 1.5/16" 1.480" 1.1/2" 1.670"
Hexagon Hole	Metric		36mm 41mm
Frame Ref No. 337- 4		Handle Length 24"	Sizes
Square Hole	Imperial		Up to 1.3/4"
Square Hole	Metric		Up to 45mm
Hexagon Hole	Imperial		Up to 2.1/4"
Hexagon Hole	Metric		Up to 57mm

Powerbar® HOLE CUTTERS

M2 BRIGHT HSS QUALITY - For Cutting General Engineering and Structured Steels



Cutter Depth 25mm	Dia mm	Cutter Depth 50mm
AHC12	12 mm	LAHC12
AHC13	13 mm	LAHC13
AHC14	14 mm	LAHC14
AHC15	15 mm	LAHC15
AHC16	16 mm	LAHC16
AHC17	17 mm	LAHC17
AHC18	18 mm	LAHC18
AHC19	19 mm	LAHC19
AHC20	20 mm	LAHC20
AHC21	21 mm	LAHC21
AHC22	22 mm	LAHC22
AHC23	23 mm	LAHC23
AHC24	24 mm	LAHC24
AHC25	25 mm	LAHC25
AHC26	26 mm	LAHC26
AHC27	27 mm	LAHC27
AHC28	28 mm	LAHC28
AHC29	29 mm	LAHC29
AHC30	30 mm	LAHC30
AHC31	31 mm	LAHC31
AHC32	32 mm	LAHC32
AHC33	33 mm	LAHC33
AHC34	34 mm	LAHC34
AHC35	35 mm	LAHC35
AHC36	36 mm	LAHC36
AHC37	37 mm	LAHC37
AHC38	38 mm	LAHC38
AHC39	39 mm	LAHC39
AHC40	40 mm	LAHC40
AHC41	41 mm	LAHC41
AHC42	42 mm	LAHC42
AHC43	43 mm	LAHC43
AHC44	44 mm	LAHC44
AHC45	45 mm	LAHC45
AHC46	46 mm	LAHC46
AHC47	47 mm	LAHC47
AHC48	48 mm	LAHC48
AHC49	49 mm	LAHC49
AHC50	50 mm	LAHC50
AHC51	51 mm	LAHC51
AHC52	52 mm	LAHC52
AHC53	53 mm	LAHC53
AHC54	54 mm	LAHC54
AHC55	55 mm	LAHC55
AHC56	56 mm	LAHC56
AHC57	57 mm	LAHC57
AHC58	58 mm	LAHC58
AHC59	59 mm	LAHC59
AHC60	60 mm	LAHC60
AHC61	61 mm	LAHC61
AHC62	62 mm	LAHC62
AHC63	63 mm	LAHC63
AHC64	64 mm	LAHC64
AHC65	65 mm	LAHC65

Also available
in M2 Blue
and M42

Pilot Pin for AHC12 only	PILOTPIN25-12	PILOTPIN50-12	Pilot pin for LAH12 only
Pilot pin for other AHC series	PILOTPIN25	PILOTPIN50	Pilot pin for other LAHC series

For arbors and accessories see page 17

G Series Long Arm Ball End Keys in Plastic Caddy



Reference: 56615G

9 Pieces – 1.5, 2, 2.5, 3, 4, 5, 6, 8, 10mm

Reference: 56612G

13 Pieces – 0.05", 1/16", 5/64", 3/32", 7/64", 1/8", 9/64", 5/32", 3/16", 7/32", 1/4", 5/16", 3/8"

Reference: 56618G

22 pieces – Comprising one set each 56615G and 56612G



Allen® Key Sets



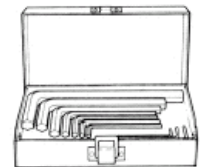
REGULAR ALLEN KEYS IN VINYL WALLET

Order Ref.	Set no.	Code	
84008	KS1A	84008	10 keys 1/16" – 3/8" Individual Pockets SA
85008	KS2A	85008	10 keys 1.27 – 10 mm Individual Pockets SA
85352	663L	56014	15 keys 5/64" – 3/4", Long Arm
85344	663ML	56083	15 keys 0.9 – 19 mm, Long Arm



REGULAR ALLEN KEYS IN METAL BOXED SETS

85120	15M	56036	15 keys 0.7 – 17 mm
85100	667	56026	18 keys 0.028 – 5/8"



BALL END KEYS IN PLASTIC CADDY

85406	802M	56194	9 keys 1.5 – 10 mm, Long Arm
85405	802	56196	12 keys 0.05 – 5/16", Long Arm
85418		56192	22 keys 0.05 – 3/8" and 1.5 – 10 mm




Z FOLD UP SETS

85188	ZM5000	56349	7 bits 1.5 – 6 mm
85186	Z3000	56347	9 bits 5/64" – 1/4"



HI VIS JACKY KEY SETS – BLUE

85221	HV650M	56076	7 bits 1.5 – 6 mm
85225	HV655M	56077	5 bits 4 – 10 mm, Long Arm



HI VIS JACKY KEY SETS – ORANGE

85201	HV641	56115	8 bits 0.05 – 5/32"
85205	HV644	56074	9 bits 5/64" – 1/4"



Plas-T-Keys



METRIC			IMPERIAL		
Order Ref.	Code	Size	Order Ref.	Code	Size
84500	57830	2 mm	84200	57500	3/32"
84504	57832	2.5 mm	84204	57502	7/64"
84508	57834	3 mm	84208	57504	1/8"
84512	57836	4 mm	84212	57506	9/64"
84516	57838	5 mm	84216	57508	5/32"
84520	57840	6 mm	84220	57510	3/16"
			84224	58414	1/4"
			84228	58416	5/16"
			84232	58418	3/8"

Regular Hex

Ball-End™ Cushion Grip T-Handle Keys

Regular Hex Form with High Strength Ball End Feature









METRIC			IMPERIAL		
Order Ref.	Code	Size	Order Ref.	Code	Size
57632	57632	2.5 mm	84300	57606	1/8"
84530	57634	3 mm	57608	57608	9/64"
84532	57636	4 mm	84304	57610	5/32"
84536	57638	5 mm	84306	57612	3/16"
84538	57640	6 mm	57614	57614	7/32"
57642	57642	8 mm	84308	57616	1/4"
57644	57644	10 mm	57618	57618	5/16"
			57620	57620	3/8"



Ball End



REGULAR Short Arm Metric 			REGULAR Long Arm Metric 			BALL END Long Arm Metric 			
Order by Key Size	Allen Ref.	Dealer Box Qty	Order by Key Size	Allen Ref.	Dealer Box Qty	Order Ref.	Allen Ref.	Key Size	Dealer Box Qty
0.70 mm	57129	10							
0.90 mm	57131	10							
1.27 mm	57135	10							
1.5 mm	57116	20	1.5 mm	58050	20	59101	59101	1.27 mm	1
2 mm	57118	100	2 mm	58052	20	85560	59100	1.5 mm	1
2.5 mm	57120	100	2.5 mm	58054	20	85564	59102	2 mm	1
3 mm	57122	100	3 mm	58056	20	85568	59104	2.5 mm	1
4 mm	57124	20	4 mm	58058	20	85572	59106	3 mm	1
5 mm	57126	20	5 mm	58060	20	85576	59108	4 mm	1
6 mm	57128	20	6 mm	58062	20	85580	59110	5 mm	1
7 mm	57136	1				85584	59112	6 mm	1
8 mm	57130	10	8 mm	58064	10	59113	59113	7 mm	1
10 mm	57132	10	10 mm	58066	10	85588	59114	8 mm	1
12 mm	57133	1	12 mm	58068	1	85592	59116	10 mm	1
14 mm	57134	1	14 mm	58090	1	59118	59118	12 mm	1
17 mm	57138	1	17 mm	58092	1	59120	59120	14 mm	1
19 mm	57142	1	19 mm	58094	1	59122	59122	17 mm	1
22 mm	57143	1				59124	59124	19 mm	1
REGULAR Short Arm Imperial 			REGULAR Long Arm Imperial 			BALL END Long Arm Imperial 			
0.028"	57002	10							
0.035"	57004	10							
0.050"	57006	10							
1/16"	57008	10	1/16"	58001	10	85518	59304	5/64"	1
5/64"	57010	20	5/64"	58002	10	85522	59306	3/32"	1
3/32"	57012	20	3/32"	58004	10	85526	59308	7/64"	1
7/64"	57013	20	7/64"	58005	10	85530	59310	1/8"	1
1/8"	57014	20	1/8"	58006	10	85534	59312	9/64"	1
9/64"	57018	20	9/64"	58010	10	85540	59314	5/32"	1
5/32"	57020	20	5/32"	58012	10	85544	59316	3/16"	1
3/16"	57022	20	3/16"	58014	10	85548	59318	7/32"	1
7/32"	57024	20	7/32"	58016	10	85552	59320	1/4"	1
1/4"	57026	20	1/4"	58018	10	85556	59322	5/16"	1
5/16"	57028	10	5/16"	58020	10	81244	59324	3/8"	1
3/8"	57030	10	3/8"	58022	10	59326	59326	7/16"	1
7/16"	57031	1	7/16"	58023	1	59328	59328	1/2"	1
1/2"	57032	1	1/2"	58024	1	59330	59330	9/16"	1
9/16"	57034	1	9/16"	58026	1	59332	59332	5/8"	1
5/8"	57036	1	5/8"	58028	1	59334	59334	3/4"	1
3/4"	57038	1	3/4"	58030	1				
7/8"	57040	1	7/8"	58032	1				
1"	57042	1	1"	58034	1				
1.1/4"	57044	1							
1.1/2"	57046	1							

CALIPER 150 mm – Ref: SDC150




- Resolution 0.01mm / 0.0005"
- Repeatability 0.01mm
- Accuracy ± 0.02 ($\leq 100\text{mm}$) ± 0.03 ($\geq 150\text{mm}$)
- Manual on / off switch
- Metric & Imperial
- Auto turn off
- Zero feature across scale
- Stainless steel frame & measuring jaws
- Large LCD Display
- Spare battery supplied
- Knurled locking screw
- Individual serial numbers
- Thumbroll adjustment
- Depth rod

Spare Batteries for Digital Calipers – Ref. LR44

morsificio italiano

Drill Press Vices

Drill Press Vice in special cast iron with prismatic hardened and ground jaws



Jaw width	Vice opening	Weight	Model
100 mm	87 mm	5 kg	E60-100
120 mm	110 mm	7 kg	E60-120
150 mm	150 mm	15 kg	E60-150

*Denotes dealer box quantity

BOXED FILES

BOXED FILES

LENGTH					
4"	6"	8"	10"	12"	14"
(10's)*	(10's)*	(10's)*	(10's)*	(5's)*	(5's)*

HAND	4"	6"	8"	10"	12"	14"	HAND
Bast	✓	✓	✓	✓	✓	✓	Bast
Second	✓	✓	✓	✓	✓	✓	Second
Smooth	✓	✓	✓	✓	✓	✓	Smooth

FLAT	4"	6"	8"	10"	12"	14"	FLAT
Bast	✓	✓	✓	✓	✓	✓	Bast
Second	✓	✓	✓	✓	✓	✓	Second
Smooth	✓	✓	✓	✓	✓	✓	Smooth

ROUND	4"	6"	8"	10"	12"	14"	ROUND
Bast	✓	✓	✓	✓	✓	✓	Bast
Second	✓	✓	✓	✓	✓	✓	Second
Smooth	✓	✓	✓	✓	✓	✓	Smooth

HALF ROUND	4"	6"	8"	10"	12"	14"	HALF ROUND
Bast	✓	✓	✓	✓	✓	✓	Bast
Second	✓	✓	✓	✓	✓	✓	Second
Smooth	✓	✓	✓	✓	✓		Smooth

SQUARE	4"	6"	8"	10"	12"	14"	SQUARE
Bast	✓	✓	✓	✓	✓	✓	Bast
Second	✓	✓	✓	✓	✓	✓	Second
Smooth	✓	✓	✓	✓	✓		Smooth

THREE SQUARE	4"	6"	8"	10"	12"	14"	THREE SQUARE
Bast	✓	✓	✓	✓	✓		Bast
Second	✓	✓	✓	✓	✓		Second
Smooth	✓	✓	✓	✓			Smooth

WARDING	4"	6"	8"	10"	12"	14"	WARDING
Second	✓	✓	✓				Second

MILLSAW	4"	6"	8"	10"	12"	14"	MILLSAW
1 Round Edge			✓	✓	✓		1 Round Edge
2 Round Edge			✓	✓			2 Round Edge

DOUBLE ENDED SAW FILE	✓	✓
-----------------------	---	---

FARMERS OWN REAPER		✓	✓
--------------------	--	---	---



PLAIN FILE HANDLES

Porta Ref	Description
3WFH	Fits 4"
4WFH	Fits 6" & 8"
5WFH	Fits 10"
6WFH	Fits 12" & 14"

FILE HANDLES

Python SAFETY FILE HANDLES

Porta Ref	Description
PYTHON0	Fits 4"
PYTHON1	Fits 6" & 8"
PYTHON2	Fits 10" & 12"
PYTHON3	Fits 14"





BLUNDELL 4 PIECE ENGINEERS' FILE SET

Each set contains one each second cut Hand, Round, Half Round & Square

8" File Length Ref: 8EFS
10" File Length Ref: 10EFS

ENGINEERS' FILES

Now fitted with soft grip handles

POINT OF SALE DISPLAY UNIT

Suitable for peg board hanging or wall mounting (32" x 20")

SELECTION OF 80 FILES

5 each Second & Bast Cut
Hand & Half Round 6", 8" & 10", Round 8" & 10"



HANDLED FILES

FITTED WITH SOFT GRIP HANDLE

	LENGTH		
	6" (Singles)	8" (Singles)	10" (Singles)

HAND

Bast	✓	✓	✓
Second	✓	✓	✓
Smooth	✓	✓	✓

FLAT

Bast	✓	✓	✓
Second	✓	✓	✓
Smooth	✓	✓	✓

ROUND

Bast	✓	✓	✓
Second	✓	✓	✓

HALF ROUND

Bast	✓	✓	✓
Second	✓	✓	✓

SQUARE

Second	✓	✓	✓
--------	---	---	---



SPECIALITY LINES

HANDLED FILES

FITTED WITH SOFT GRIP HANDLE
(Singles)

8" Half Round Wood Rasp
8" 2Cut Hand Steel/Wood

NEEDLE FILES

NEEDLE FILE SETS (CUT 2) 16 cm

Available as 6 piece and 12 piece sets

16 cm NEEDLE FILES (10's)

Hand Cut 2
Taper Flat Cut 2
Half Round Cut 2
Round Cut 2
Square Cut 2
Three Square Cut 2
Knife Cut 2

SCREW EXTRACTOR SETS BY TOOLS

Removes broken studs, set screws, pipe and Alemite fittings. Drill a hole in the screw and place extractor into hole. Tap lightly with hammer and turn anti-clockwise with tap wrench to remove screw. Features undercut flutes for more positive grip. Set includes the following screw extractors.

Model ref. KD720



Screw Size	Drill Size	Minimum Hole Depth	Pipe Size
1/4", 5/16"	1/8"	3/8"	-
3/8"	3/16"	1/2"	-
7/16"	15/64"	1/2"	1/8"
1/2", 9/16"	5/16"	1/2"	1/4"
5/8"	3/8"	5/8"	3/8"

Removes screws, broken studs, set screws, pipe and Alemite fittings. Drill a hole in the screw and place extractor into hole. Tap lightly with hammer and turn anti-clockwise with tap wrench to remove the screw. Spiral blades grip screw. Set includes the following spiral extractors.

Model ref. KD2419



Screw, Bolt or Stud Size	Drill Size
No. 12 to 5/16"	7/64"
5/16" to 7/16"	5/32"
7/16" to 9/16"	1/4"
9/16" to 3/4"	17/64"

Ratcheting Combination Wrench® with open end ratchet system



12 piece Metric Set
8mm - 19mm
Ref: EHT85597



8 piece Imperial Set
5/16" - 3/4"
Ref: EHT85599

Metric

8mm	EHT 85508
9mm	EHT 85509
10mm	EHT 85510
11mm	EHT 85511
12mm	EHT 85512
13mm	EHT 85513
14mm	EHT 85514
15mm	EHT 85515
16mm	EHT 85516
17mm	EHT 85517
18mm	EHT 85518
19mm	EHT 85519

INDIVIDUAL SIZES



Imperial

5/16"	EHT 85570
3/8"	EHT 85572
7/16"	EHT 85574
1/2"	EHT 85576
9/16"	EHT 85578
5/8"	EHT 85580
11/16"	EHT 85582
3/4"	EHT 85584



GEARWRENCH®

The Original Patented Ratcheting Combination Wrench®

The Patented GearWrench ratcheting combination wrench needs as little as 5° of movement to turn a fastener.
(A standard 12 point wrench requires 30° of movement to turn a fastener.)

- Exceeds DIN & ANSI torque specifications • Surface Drive • Fully Hardened metal construction

'ORIGINAL' GEARWRENCH	
Size Metric	Order Ref.
6 mm	EHT 9106
7 mm	EHT 9107
8 mm	EHT 9108
9 mm	EHT 9109
10 mm	EHT 9110
11 mm	EHT 9111
12 mm	EHT 9112
13 mm	EHT 9113
14 mm	EHT 9114
15 mm	EHT 9115
16 mm	EHT 9116
17 mm	EHT 9117
18 mm	EHT 9118
19 mm	EHT 9119
20 mm	EHT 9120
21 mm	EHT 9121
22 mm	EHT 9122
24 mm	EHT 9124
25 mm	EHT 9125
27 mm	EHT 9127
30 mm	EHT 9130
32 mm	EHT 9132
34 mm	EHT 9134
36 mm	EHT 9136
41 mm	EHT 9141
46 mm	EHT 9146
50 mm	EHT 9150



'ORIGINAL' GEARWRENCH	
Size Imperial	Order Ref.
1/4"	EHT 9008
5/16"	EHT 9010
11/32"	EHT 9011
3/8"	EHT 9012
7/16"	EHT 9014
1/2"	EHT 9016
9/16"	EHT 9018
5/8"	EHT 9020
11/16"	EHT 9022
3/4"	EHT 9024
13/16"	EHT 9026
7/8"	EHT 9028
15/16"	EHT 9030
1"	EHT 9032
1.1/16"	EHT 9034
1.1/8"	EHT 9036
1.1/4"	EHT 9038
1.5/16"	EHT 9060
1.3/8"	EHT 9062
1.7/16"	EHT 9040
1.1/2"	EHT 9042
1.9/16"	EHT 9044
1.5/8"	EHT 9046
1.11/16"	EHT 9048
1.3/4"	EHT 9050
1.13/16"	EHT 9052
1.7/8"	EHT 9054
2"	EHT 9056

SET OF 3 QUICK RELEASE SOCKET ADAPTORS	
1/4" for use with	EHT 9110 (10 mm)
3/8" for use with	EHT 9113 (13 mm)
1/2" for use with	EHT 9119 (19 mm)
Order Ref. EHT9230	



GEARWRENCH®

The Original Patented
Ratcheting Combination Wrench®

FLEX HEAD	
Size Metric	Order Ref.
8 mm Flex	EHT 9908
9 mm Flex	EHT 9909
10 mm Flex	EHT 9910
11 mm Flex	EHT 9911
12 mm Flex	EHT 9912
13 mm Flex	EHT 9913
14 mm Flex	EHT 9914
15 mm Flex	EHT 9915
16 mm Flex	EHT 9916
17 mm Flex	EHT 9917
18 mm Flex	EHT 9918
19 mm Flex	EHT 9919
21 mm Flex	EHT 9921
22 mm Flex	EHT 9922
24 mm Flex	EHT 9924
25 mm Flex	EHT 9925



FLEX HEAD	
Size Imperial	Order Ref.
5/16" Flex	EHT 9705
11/32" Flex	EHT 9704
3/8" Flex	EHT 9706
7/16" Flex	EHT 9707
1/2" Flex	EHT 9708
9/16" Flex	EHT 9709
5/8" Flex	EHT 9710
11/16" Flex	EHT 9711
3/4" Flex	EHT 9712
13/16" Flex	EHT 9713
7/8" Flex	EHT 9714
15/16" Flex	EHT 9715
1" Flex	EHT 9716

S SHAPE	
Size Metric	Order Ref.
10 mm x 12 mm	EHT 85222
11 mm x 13 mm	EHT 85224
14 mm x 16 mm	EHT 85230
15 mm x 17 mm	EHT 85232
19 mm x 22 mm	EHT 85241



S SHAPE	
Size Imperial	Order Ref.
3/8" x 7/16"	EHT 85326
1/2" x 9/16"	EHT 85334
5/8" x 11/16"	EHT 85342
3/4" x 7/8"	EHT 85352

HALF MOON	
Size Metric	Order Ref.
10 mm x 12 mm	EHT 9851
11 mm x 13 mm	EHT 9852
14 mm x 16 mm	EHT 9853
15 mm x 17 mm	EHT 9854
19 mm x 22 mm	EHT 9855



HALF MOON	
Size Imperial	Order Ref.
3/8" x 7/16"	EHT 9841
1/2" x 9/16"	EHT 9842
5/8" x 11/16"	EHT 9843
3/4" x 7/8"	EHT 9844

DOUBLE BOX	
Size Metric	Order Ref.
8 mm x 9 mm	EHT 9210
10 mm x 11 mm	EHT 9211
12 mm x 13 mm	EHT 9212
14 mm x 15 mm	EHT 9213
16 mm x 18 mm	EHT 9214
17 mm x 19 mm	EHT 9215



DOUBLE BOX	
Size Imperial	Order Ref.
5/16" x 3/8"	EHT 9201
7/16" x 1/2"	EHT 9202
9/16" x 5/8"	EHT 9203
11/16" x 3/4"	EHT 9204

GEARWRENCH®

The Original Patented
Ratcheting Combination Wrench®

REVERSIBLE	
Size Metric	Order Ref.
8 mm	EHT 9608
9 mm	EHT 9609
10 mm	EHT 9610
11 mm	EHT 9611
12 mm	EHT 9612
13 mm	EHT 9613
14 mm	EHT 9614
15 mm	EHT 9615
16 mm	EHT 9616
17 mm	EHT 9617
18 mm	EHT 9618
19 mm	EHT 9619
21 mm	EHT 9621
22 mm	EHT 9622
24 mm	EHT 9624
25 mm	EHT 9625



REVERSIBLE	
Size Imperial	Order Ref.
5/16"	EHT 9525
11/32"	EHT 9521
3/8"	EHT 9526
7/16"	EHT 9527
1/2"	EHT 9528
9/16"	EHT 9529
5/8"	EHT 9530
11/16"	EHT 9531
3/4"	EHT 9532
13/16"	EHT 9534
7/8"	EHT 9538
15/16"	EHT 9539
1"	EHT 9540

STUBBY	
Size Metric	Order Ref.
10 mm	EHT 9510
11 mm	EHT 9511
12 mm	EHT 9512
13 mm	EHT 9513
14 mm	EHT 9514
15 mm	EHT 9515
16 mm	EHT 9516
17 mm	EHT 9517
18 mm	EHT 9518
19 mm	EHT 9519



STUBBY	
Size Imperial	Order Ref.
3/8"	EHT 9500
7/16"	EHT 9501
1/2"	EHT 9502
9/16"	EHT 9503
5/8"	EHT 9504
11/16"	EHT 9505
3/4"	EHT 9506

STUBBY FLEX	
Size Metric	Order Ref.
10 mm	EHT 9551
11 mm	EHT 9552
12 mm	EHT 9553
13 mm	EHT 9554
14 mm	EHT 9555
15 mm	EHT 9556
16 mm	EHT 9557
17 mm	EHT 9558
18 mm	EHT 9559
19 mm	EHT 9560



STUBBY FLEX	
Size Imperial	Order Ref.
3/8"	EHT 9571
7/16"	EHT 9572
1/2"	EHT 9573
9/16"	EHT 9574
5/8"	EHT 9575
11/16"	EHT 9576
3/4"	EHT 9577

XL X-BEAM	
Size Metric	Order Ref.
8 mm	EHT 85808
9 mm	EHT 85809
10 mm	EHT 85810
11 mm	EHT 85811
12 mm	EHT 85812
13 mm	EHT 85813
14 mm	EHT 85814
15 mm	EHT 85815
16 mm	EHT 85816
17 mm	EHT 85817
18 mm	EHT 85818
19 mm	EHT 85819



XL X-BEAM	
Size Imperial	Order Ref.
5/16"	EHT 85850
11/32"	EHT 85851
3/8"	EHT 85852
7/16"	EHT 85854
1/2"	EHT 85856
9/16"	EHT 85858
5/8"	EHT 85860
11/16"	EHT 85862
3/4"	EHT 85864

XL	
Size Metric	Order Ref.
6 mm	EHT 85006
7 mm	EHT 85007
8 mm	EHT 85008
9 mm	EHT 85009
10 mm	EHT 85010
11 mm	EHT 85011
12 mm	EHT 85012
13 mm	EHT 85013
14 mm	EHT 85014
15 mm	EHT 85015
16 mm	EHT 85016
17 mm	EHT 85017
18 mm	EHT 85018
19 mm	EHT 85019
20 mm	EHT 85020
21 mm	EHT 85021
22 mm	EHT 85022
23 mm	EHT 85023
24 mm	EHT 85024



XL	
Size Imperial	Order Ref.
1/4"	EHT 85108
5/16"	EHT 85110
3/8"	EHT 85112
7/16"	EHT 85114
1/2"	EHT 85116
9/16"	EHT 85118
5/8"	EHT 85120
11/16"	EHT 85122
3/4"	EHT 85124
13/16"	EHT 85126
7/8"	EHT 85128
15/16"	EHT 85130
1"	EHT 85132

XL LOCKING FLEX HEAD	
Size Metric	Order Ref.
8 mm Flex	EHT 85608
9 mm Flex	EHT 85609
10 mm Flex	EHT 85610
11 mm Flex	EHT 85611
12 mm Flex	EHT 85612
13 mm Flex	EHT 85613
14 mm Flex	EHT 85614
15 mm Flex	EHT 85615
16 mm Flex	EHT 85616
17 mm Flex	EHT 85617
18 mm Flex	EHT 85618
19 mm Flex	EHT 85619



XL LOCKING FLEX HEAD	
Size Imperial	Order Ref.
5/16" Flex	EHT 85710
3/8" Flex	EHT 85712
7/16" Flex	EHT 85714
1/2" Flex	EHT 85716
9/16" Flex	EHT 85718
5/8" Flex	EHT 85720
11/16" Flex	EHT 85722
3/4" Flex	EHT 85724

RATCHETING SETS

Style - as page 42		Contents	Order Ref.
<i>Original</i>	4 pce	21mm, 22mm, 24mm, 25mm	EHT 9413
	7 pce	8mm, 10mm, 12mm, 13mm, 14mm, 15mm, 18mm	EHT 9417
	12 pce	8mm, 9mm, 10mm, 11mm, 12mm, 13mm, 14mm, 15mm, 16mm, 17mm, 18mm, 19mm	EHT 9412
	16 pce	8mm, 9mm, 10mm, 11mm, 12mm, 13mm, 14mm, 15mm, 16mm, 17mm, 18mm, 19mm, 20mm, 21mm, 22mm, 24mm	EHT 9416
	7 pce	5/16", 3/8", 7/16", 1/2", 9/16", 5/8", 3/4"	EHT 9317
	8 pce	5/16", 3/8", 7/16", 1/2", 9/16", 5/8", 11/16", 3/4"	EHT 9308
Style - as page 44		Contents	Order Ref.
<i>Reversible</i>	12 pce	8mm, 9mm, 10mm, 11mm, 12mm, 13mm, 14mm, 15mm, 16mm, 17mm, 18mm, 19mm	EHT 9620
	16 pce	8mm, 9mm, 10mm, 11mm, 12mm, 13mm, 14mm, 15mm, 16mm, 17mm, 18mm, 19mm, 20mm, 21mm, 22mm, 24mm	EHT 9602
	13 pce	5/16", 11/32", 3/8", 7/16", 1/2", 9/16", 5/8", 11/16", 3/4", 13/16", 7/8", 15/16", 1"	EHT 9509
Style - as page 45		Contents	Order Ref.
<i>XL</i>	12 pce	8mm, 9mm, 10mm, 11mm, 12mm, 13mm, 14mm, 15mm, 16mm, 17mm, 18mm, 19mm	EHT 85098
	16 pce	8mm, 9mm, 10mm, 11mm, 12mm, 13mm, 14mm, 15mm, 16mm, 17mm, 18mm, 19mm, 20mm, 21mm, 22mm, 24mm	EHT 85099
	8 pce	5/16", 3/8", 7/16", 1/2", 9/16", 5/8", 11/16", 3/4"	EHT 85198
	13 pce	1/4", 5/16", 3/8", 7/16", 1/2", 9/16", 5/8", 11/16", 3/4", 13/16", 7/8", 15/16", 1"	EHT 85199
Style - as page 45		Contents	Order Ref.
<i>XL X-Beam</i>	12 pce	8mm, 9mm, 10mm, 11mm, 12mm, 13mm, 14mm, 15mm, 16mm, 17mm, 18mm, 19mm	EHT 85888
	9 pce	5/16", 11/32", 3/8", 7/16", 1/2", 9/16", 5/8", 11/16", 3/4"	EHT 85898
Style - as page 43		Contents	Order Ref.
<i>Flex Head</i>	7 pce	10mm, 12mm, 13mm, 14mm, 15mm, 17mm, 19mm	EHT 9900
	12 pce	8mm, 9mm, 10mm, 11mm, 12mm, 13mm, 14mm, 15mm, 16mm, 17mm, 18mm, 19mm	EHT 9901
	16 pce	8mm, 9mm, 10mm, 11mm, 12mm, 13mm, 14mm, 15mm, 16mm, 17mm, 18mm, 19mm, 21mm, 22mm, 24mm, 25mm	EHT 9902
	8 pce	5/16", 3/8", 7/16", 1/2", 9/16", 5/8", 11/16", 3/4"	EHT 9701
	13 pce	5/16", 11/32", 3/8", 7/16", 1/2", 9/16", 5/8", 11/16", 3/4", 13/16", 7/8", 15/16", 1"	EHT 9702
Style - as page 45		Contents	Order Ref.
<i>XL Locking Flex</i>	12 pce	8mm, 9mm, 10mm, 11mm, 12mm, 13mm, 14mm, 15mm, 16mm, 17mm, 18mm, 19mm	EHT 85698
	8 pce	5/16", 3/8", 7/16", 1/2", 9/16", 5/8", 11/16", 3/4"	EHT 85798
Style - as page 43		Contents	Order Ref.
<i>Double Box</i>	6 pce	8 x 9mm, 10 x 11mm, 12 x 13mm, 14 x 15mm, 16 x 18mm, 17 x 19mm	EHT 9260
	4 pce	5/16" x 3/8", 7/16" x 1/2", 9/16" x 5/8", 11/16" x 3/4"	EHT 9240
Style - as page 43		Contents	Order Ref.
<i>S Shape</i>	5 pce	10 x 12mm, 11 x 13mm, 14 x 16mm, 15 x 17mm, 19 x 22mm	EHT 85299
	4 pce	3/8" x 7/16", 1/2" x 9/16", 5/8" x 11/16", 3/4" x 7/8"	EHT 85399
Style - as page 43		Contents	Order Ref.
<i>Half Moon</i>	5 pce	10 x 12mm, 11 x 13mm, 14 x 16mm, 15 x 17mm, 19 x 22mm	EHT 9850
	4 pce	3/8" x 7/16", 1/2" x 9/16", 5/8" x 11/16", 3/4" x 7/8"	EHT 9840
Style - as page 44		Contents	Order Ref.
<i>Stubby</i>	8 pce	8mm, 10mm, 12mm, 13mm, 14mm, 15mm, 17mm, 18mm	EHT 44034
	10 pce	10mm, 11mm, 12mm, 13mm, 14mm, 15mm, 16mm, 17mm, 18mm, 19mm	EHT 9520
	7 pce	3/8", 7/16", 1/2", 9/16", 5/8", 11/16", 3/4"	EHT 9507
Style - as page 44		Contents	Order Ref.
<i>Stubby Flex</i>	10 pce	10mm, 11mm, 12mm, 13mm, 14mm, 15mm, 16mm, 17mm, 18mm, 19mm	EHT 9550
	7 pce	3/8", 7/16", 1/2", 9/16", 5/8", 11/16", 3/4"	EHT 9570



Non-Ratcheting

Long Pattern	
Size Metric	Order Ref.
8 mm	EHT 81665
9 mm	EHT 81666
10 mm	EHT 81667
11 mm	EHT 81668
12 mm	EHT 81669
13 mm	EHT 81670
14 mm	EHT 81671
15 mm	EHT 81672
16 mm	EHT 81673
17 mm	EHT 81674
18 mm	EHT 81675
19 mm	EHT 81676
20 mm	EHT 81677
21 mm	EHT 81678
22 mm	EHT 81679

Long Pattern	
Size Imperial	Order Ref.
1/4"	EHT 81650
9/32"	EHT 81651
5/16"	EHT 81652
11/32"	EHT 81653
3/8"	EHT 81654
7/16"	EHT 81655
1/2"	EHT 81656
9/16"	EHT 81657
5/8"	EHT 81658
11/16"	EHT 81659
3/4"	EHT 81660
13/16"	EHT 81661
7/8"	EHT 81662
15/16"	EHT 81663
1"	EHT 81664

Long Pattern Sets	
Size	Order Ref.
Set of 15 Metric Ref EHT 81902 8-22 mm	
Set of 15 Imperial Ref EHT 81901 1/4" - 1"	
Set of 24 Metric/Imperial Ref EHT 81900 8-22 mm and 1/2" - 1"	



Non-Ratcheting

Stubby	
Size Metric	Order Ref.
10 mm	EHT 81634
11 mm	EHT 81635
12 mm	EHT 81636
13 mm	EHT 81637
14 mm	EHT 81638
15 mm	EHT 81639
16 mm	EHT 81640
17 mm	EHT 81641
18 mm	EHT 81642
19 mm	EHT 81643

Stubby	
Size Imperial	Order Ref.
3/8"	EHT 81624
7/16"	EHT 81625
1/2"	EHT 81626
9/16"	EHT 81627
5/8"	EHT 81628
11/16"	EHT 81629
3/4"	EHT 81630
13/16"	EHT 81631
7/8"	EHT 81632
15/16"	EHT 81633

Stubby Sets	
Size	Order Ref.
Set of 10 Metric Ref EHT 81904 10 mm - 19 mm	
Set of 10 Imperial Ref EHT 81905 3/8" - 15/16"	
Set of 20 Metric/Imperial Ref EHT 81903 10 mm - 19 mm and 3/8" - 15/16"	

MHT82103
Mixed Pliers Set
9.5" Tongue and Groove
7" Diagonal Cutting
8" Long Nose
8" Slip Joint



MHT82104
Mixed Pliers Set
9.5" Tongue and Groove
7" Diagonal Cutting
8" Long Nose




MHT81990
Adjustable Wrench Set
Cushion Grip Handle
6", 8" & 10"




MHT81207
Teardrop Ratchet Set
Cushion Grip Handle
1/4" Dr;
3/8" Dr.
1/2" Dr.



MHT80054
7pce Torx
Screwdriver Set
T-10
T-15
T-20
T-25
T-27
T-30
T-40



MHT80051
12pce
Screwdriver Set
1/4" x 1-1/2" - Slotted
3/16" x 6" - Slotted
1/4" x 4" - Slotted
1/4" x 6" - Slotted
5/16" x 6" - Slotted
3/8" x 8" - Slotted
#0 x 2-1/2" - Phillips
#1 x 3" - Phillips
#1 x 6" - Phillips
#2 x 1-1/2" - Phillips
#2 x 4" - Phillips
#3 x 6" - Phillips



IEC 60900 1000 VA

MHT80062
Insulated Pliers and Screwdriver Set
3/32" x 3" - Slotted
5/32" x 4" - Slotted
7/32" x 5" - Slotted
#1 x 3-1/8" - Phillips
#2 x 4" - Phillips
#1 x 3-1/8" - Phillips
#2 x 4" - Pozidriv
8" Insulated Lineman Pliers
8" Insulated Long Nose Plier
7" Insulated Diagonal Cutting Pliers

DISCONTINUED MAY 2015

Visit www.gearwrench.com for full Gearwrench product profile

Indexible Pry Bars

Durable locking flex head improves access and leverage over other fixed head pry bars



Available in Fixed & Extending Styles



Extendable



Indexible to 180° with 14 Locking Positions

Range of items available

Size	Style	Reference
8"	Fixed	MHT82208
10"	Fixed	MHT82210
16"	Fixed	MHT82216
24"	Fixed	MHT82224
33"	Fixed	MHT82233
8" & 16" - 2 pce set	Fixed	MHT82300
8", 10" & 16" - 3 pce set	Fixed	MHT82301
18" - 29"	Extending	MHT82220
29" - 48"	Extending	MHT82248

See just how efficient it is, check it out at www.gearwrench.com select 'Media Center', from drop down list select 'Videos', then 'Related Videos' and then select the 'GearWrench Indexing Pry Bar'

INFAR RATCHETING PODGER

Scaffolding ratcheting spanner, drop forged, fully hardened tapered podger to make lining up of bolt holes quick and easy.

Convenient double sized ratcheting head.



Sizes	Reference
17 mm & 19 mm	RP1719
19 mm & 21 mm	RP1921
19 mm & 24 mm	RP1924
24 mm & 30 mm	RP2430



MORSE HOLE SAWS

“AV” STYLE – BI-METAL VARIABLE PITCH

Diameter		Model No.
Metric	Ins.	
14 mm	9/16"	AV09
16 mm	5/8"	AV10
17 mm	11/16"	AV11
19 mm	3/4"	AV12
20 mm	-	AV125
21 mm	13/16"	AV13
22 mm	7/8"	AV14
24 mm	15/16"	AV15
25 mm	1"	AV16
27 mm	1.1/16"	AV17
29 mm	1.1/8"	AV18
30 mm	1.3/16"	AV19
32 mm	1.1/4"	AV20
33 mm	1.5/16"	AV21
35 mm	1.3/8"	AV22
37 mm	1.7/16"	AV23
38 mm	1.1/2"	AV24
40 mm	1.9/16"	AV25
41 mm	1.5/8"	AV26
43 mm	1.11/16"	AV27
44 mm	1.3/4"	AV28
45 mm	-	AV285
46 mm	1.13/16"	AV29
48 mm	1.7/8"	AV30
50 mm	-	AV315
51 mm	2"	AV32
52 mm	2.1/16"	AV33
54 mm	2.1/8"	AV34
55 mm	-	AV345
57 mm	2.1/4"	AV36



Diameter		Model No.
Metric	Ins.	
59 mm	2.5/16"	AV37
60 mm	2.3/8"	AV38
62 mm	-	AV385
64 mm	2.1/2"	AV40
65 mm	2.9/16"	AV41
67 mm	2.5/8"	AV42
68 mm	-	AV425
68.5 mm	-	AV435
70 mm	2.3/4"	AV44
73 mm	2.7/8"	AV46
75 mm	-	AV475
76 mm	3"	AV48
79 mm	3.1/8"	AV50
83 mm	3.1/4"	AV52
86 mm	3.3/8"	AV54
89 mm	3.1/2"	AV56
92 mm	3.5/8"	AV58
95 mm	3.3/4"	AV60
98 mm	3.7/8"	AV62
100 mm	-	AV63
102 mm	4"	AV64
105 mm	4.1/8"	AV66
108 mm	4.1/4"	AV68
111 mm	4.3/8"	AV70
114 mm	4.1/2"	AV72
121 mm	4.3/4"	AV76
127 mm	5"	AV80
133 mm	5.1/4"	AV84
140 mm	5.1/2"	AV88
146 mm	5.3/4"	AV92
152 mm	6"	AV96

HOLESAW ARBORS COMPLETE WITH 1/4" HSS PILOT DRILL

Shank	Threaded	Model No.
1/4" Hex	1/2 x 20	M24
1/4" Round	1/2 x 20	M24K
3/8" Hex	1/2 x 20	M34
3/8" Hex	5/8 x 18	M35PS
7/16" Hex	1/2 x 20	M44
7/16" Hex	1/2 x 20	M44K
7/16" Hex	5/8 x 18	M45P
5/8" Hex	5/8 x 18	M55P
SDS+	1/2 x 20	SDS1/2
SDS+	5/8 x 18	SDS5/8

PILOT DRILLS AND ACCESSORIES

Description	Model No.
Pilot Drill 73mm long for M24, M34, M35PS arbors	MPD4S
Pilot Drill 110mm long, shank ground 3 sides, split point	MPD4
Extension bar 12" (305mm) for shank of 7/16" (10.5mm) arbors	ME12

BI-METAL HACK SAW BLADES

Length x Width x Thickness	Teeth per Inch	Model No.
12" x 1/2" x .025"	18	MHB1218
12" x 1/2" x .025"	24	MHB1224
12" x 1/2" x .025"	32	MHB1232

RIGHT ANGLE DRILLING ATTACHMENTS
FOR INTERMITTENT USE ONLY – SINGLE HOLE APPLICATION



Model: RADACL

Maximum drilling cap.
16mm Wood
10mm Steel

Size illustrated is 1 : 1

Maximum Operating
Speed 2100 rpm

- Fits to any drill with 10mm or larger capacity chuck
- Double heat treated helical gear
- Aluminium alloy metal housing

RIGHT ANGLE DRILLING ATTACHMENTS
FOR REGULAR USE – MULTI HOLE APPLICATION



Model: RADAPRO

Maximum drilling cap.
25mm Wood
10mm Steel

Maximum Operating
Speed 2500 rpm

Size illustrated is 1 : 1

QUALITY ASSURED



DNV BUSINESS ASSURANCE MANAGEMENT SYSTEM CERTIFICATE

Certificato No. / Certificate No. **CERT-01137-96-4Q-TRI-SINCERT**

Si attesta che / This is to certify that

PORTA S.r.l.

Via Sommariva, 33/12 - 10022 Carmagnola (TO) - Italy

è conforme ai requisiti della norma per i sistemi di gestione:
has been found to conform to the management system standard:

UNI EN ISO 9001:2008 (ISO 9001:2008)

Questa Certificazione è valida per il seguente campo applicativo:
This Certification is valid for the following product or service ranges:

Commercializzazione di mandrini per trapani e relativi accessori (Settore EA : 29a - 17)

Trade of drill chucks and related power tool accessories (Sector EA : 29a - 17)

Data Prima Emissione/Initial Certification Date:

1996-08-07

Il Certificato è valido fino al:
This Certificate is valid until:

2015-12-14

L'audit è stato eseguito sotto la supervisione di/
The audit has been performed under the
supervision of

Gabriele Grosso
Lead Auditor

Luogo e Data/Place and Date:

Agrate Brianza (MB), 2012-11-30

Per l'Organismo di Certificazione:

For the Accredited Unit:



ISO 9001 A
ISO 9001 B
ISO 9001 C
ISO 9001 P
ISO 9001 L
ISO 9001 F
ISO 14001
Norme di RAL per gli schemi di accreditamento ISO,
DIN, ISO, IEC, SAS, UNI, DIN EN, EN ed altri schemi di
accreditamento LAR
e il RAL TUC per lo schema di accreditamento LAR

Zeno Beltrami
Management Representative

ZERTIFIKAT ♦ CERTIFICATE ♦ 認證證書 ♦ CEPTNΦKAT ♦ CERTIFICADO ♦ CERTIFICAT



Management Service

CERTIFICATE

The Certification Body
of TUV SUD Management Service GmbH
certifies that



Asein Ingenieros S. L.
C/ Enric Prat de la Riba, 10
08830 Sant Boi de Llobregat (Barcelona)
Spain

has established and applies
a Quality Management System for

**Manufacturing of
carbon brushes and trading of
electric material and tools.**

An audit was performed, Report No. **70791880**
Proof has been furnished that the requirements
according to

ISO 9001:2008

are fulfilled. The certificate is valid from **2013-03-01** until **2016-02-29**.
Certificate Registration No. **12 100 42636 TMS**

Product Compliance Management
Munich, 2013-04-23



Akreditierung
Managementstelle
D-ZM-14143-01-03



**ASEIN CARBON BRUSHES AND CORI DRIVE BELTS
SEPARATE HARD COPY CATALOGUE
AVAILABLE ON REQUEST**

Porta

For Drill Chucks and other Quality Tools

Traditionally Since 1936



JACOBS

ALBRECHT

ALLEN

GEARWRENCH

RSEIN

FZA

**Blundell
Files**

KD

G&J HALL

CORI

Conzetta

MORSE

Python

Powerbor

CATALOGUE PUK914

Porta (UK) Ltd, Dukeries Way, Dukeries Industrial Estate, Worksop, Notts. S81 7DW
Tel: 01909 530135 Fax: 01909 501589 e-mail: sales@portauk.co.uk

www.portaplus.co.uk